




ORAL HYGIENE

Varios Combi Pro



Two Maintenance Systems in One

Combining ultrasonic scaling and powder therapy for more effective and comfortable oral hygiene and biofilm control.



Innovative New Design Enables Clinicians to Safely and Efficiently Combine Two Applications

Two Systems in One

NSK has combined ultrasonic treatment and powder therapy into a single professional treatment unit that streamlines procedures and saves time and space.

Automatically Sets Powder Therapy Functions for Supragingival or Subgingival Applications

The clinician simply attaches the relevant powder chamber, and the unit automatically selects the functions for supragingival or subgingival applications. This prevents selection errors.

Independent Unit and Chamber

The detachable chamber and handpiece make it possible to easily switch between supragingival and subgingival applications and make the unit extremely user and maintenance friendly.


Keeps Both Powder Types Separate

Separate chambers, handpieces, and handpiece hoses for supragingival and subgingival procedures eliminate the risk of powder mixing or powder entering the control unit.

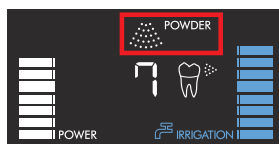
Optimizing Manoeuvrability

Automatic Switching from Ultrasonic to Powder Function

An automatic recognition sensor switches from ultrasonic to powder function when a handpiece is picked up from the holder.



<During Ultrasonic function>

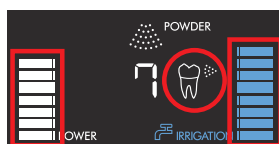


<During Powder function>

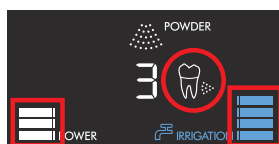
Store Previous Settings

The system memory can store such treatment parameters as water volume, air pressure and ultrasonic power settings. Simply pick up the handpiece to switch settings.

*For powder functions, settings change when replacing the chamber.



<When using Supragingival>



<When using Subgingival>

Auto-cleaning function

Auto-cleaning automatically cleans the handpiece and hose after powder or ultrasonic applications. During the cleaning cycle, the display shows the time remaining to complete the process which takes approximately 45 seconds from start to finish.



Multi-Foot Control

Just using the foot the user can switch ultrasonic or powder modes on or off and change power settings. Combined with a hanger, this offers complete hands-free operations.



ULTRASONIC

A Slim Highly-ergonomic LED Handpiece



The ø9.5 mm slim tip of the Varios LUX handpiece makes it easy to operate throughout the entire oral cavity. The slim handpiece facilitates a smooth approach to difficult to access areas such as the molars. This provides freedom of movement in the oral cavity allowing the tip to be applied at the correct angle. The easy to grip ultra-light handpiece reduces strain on the hands and fingers. With a wide spectrum of close to natural light LED illumination, the view is always bright with high recognition capability.



A wide choice of tips

NSK offers more than 80 tips to optimize treatment in various clinical procedures.

iPiezo engine®

The Unique Ultrasonic AI engine Responds Intelligently

"I'd like to be better at scaling", "I'd like an easier way to remove deposits"

We carefully considered the opinions of clinicians in the development of our unique next-generation AI ultrasonic engine which is at the heart of the NSK ultrasonic series. The actions of the operator are transmitted accurately to the tip, as if it were an extension of the hand. This allows treatment to match tooth surface conditions. The result is faster and gentler treatment for patients and at the same time eco friendly as it operates efficiently with low power consumption.

Feedback Function

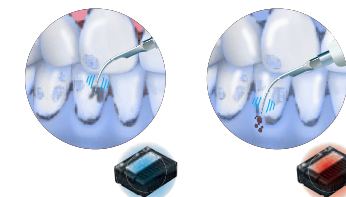
The NSK iPiezo engine supplies the appropriate power to the tip depending on the condition of the tooth surface. iPiezo engine provides a stable frequency output without dropping the power, even when removing hard calculus.

Auto Tuning Function

The Auto Tuning Function provides stable frequency to the tip at the selected power range. It allows the operator to feel the power output which ensures the optimum result.

Allows for Steady Scaling

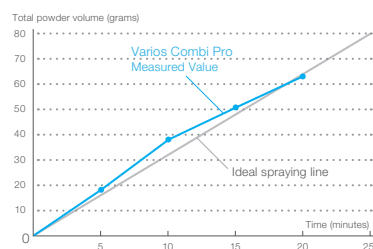
Conventional ultrasonic scalers lose power when moving from soft to hard tartar. The load on the end of the tip is automatically detected by the action of the iPiezo engine allowing for steady scaling without power-loss.





POWDER PROPHY-SYSTEM

Powder Therapy to Clean Supragingival Areas Efficiently and Quickly



Stable powder spraying

NSK's expertise in fluid analysis techniques, gained through developing turbines, optimize powder flows inside the chamber, streamlining sprays of powder, water and air to significantly shorten chair times.



User-friendly handpiece and nozzle

The slim handpiece provides excellent accessibility and manoeuvrability



Fast and effective therapy

Clinicians can clean teeth quickly with NSK's FLASH pearl powder. NSK FLASH pearl consists of fine spherical shaped calcium-based particles which remove stains and plaque.



POWDER PERIO-SYSTEM

The Powder Spray Gently Cleans Subgingival Areas



Gentle on soft tissue

Separating powder and water during application prevents periodontal damage. Powder flow is directed in all directions to remove subgingival plaque.



Safe plastic nozzle

Because the nozzle tip is flexible, it can follow tooth contours and is easy to insert into pockets thereby minimizing patient discomfort. The material is semi-transparent to help with visibility. The nozzle tips are sterile and individually packaged so they are ready to use.

Wide range of applications

Applications range from quick biofilm removal to cleaning around dental implants and periodontal pockets. With the nozzle tip removed, clinicians can remove plaque from subgingival pockets of up to 3 mm.

Varios Combi Pro



Varios Combi Pro Basic Set

MODEL	ORDER CODE
Varios Combi Pro Basic Set	Y1002843

- Contents**
- PROPHY-Handpiece with 60° Nozzle
 - PROPHY-Hose
 - PROPHY-CHAMBER
 - FLASH pearl (5 pcs. x 15 g sachets)
 - Maintenance kit
 - VA2LUX-Handpiece
 - VA2LUX-Hose
 - 3 Scaling tips
 - Sterilization case
 - Irrigation bottle (400 mL)
 - Foot control

Specifications

- Power Supply : AC 100-240 V 50/60 Hz
- Frequency : 28-32 kHz
- Dimensions : W 225 x D 290 x H 162 (mm) (including chamber)
- Unit weight : 2.6 kg (Except attachment)
- Bottle volume : 400 mL

OPTION



MODEL	ORDER CODE
Varios Combi Pro Perio Set	Y1003042

- Contents**
- PERIO-CHAMBER
 - PERIO-Hose
 - PERIO-Handpiece
 - Perio Mate Nozzle tip
 - Perio Mate Nozzle tip remover
 - Perio Mate powder

The Smart Compact Design Provides High-performance

Large LED Display

The large LED display has a 10 stage numeric power display and bar graph to show the irrigation volume. Beyond this, intuitive layout of operating keys minimize user errors. Power adjustment and function selection can be performed easily and reliably.



Large Solution Bottles

The two bottles can be placed and removed easily and can be used for any type of irrigation to complement treatment. Large 400 mL bottles deliver ample irrigation capacity and reduced chair time. Repeated tests of our components and material studies ensure high durability even when used extensively with antiseptic irrigation solutions.



Improved Durability Against Antiseptic Solutions

The introduction of the resin based water pipe of the bottle, pump and handpiece, assures dramatically improved durability as it substantially reduces the corrosion and rust caused by the residuum of antiseptic solutions.



Auto Cleaning Mode

The Auto Cleaning Mode flushes the tubing, handpiece and tips at the push of a button when required. The two channels can be flushed independently.



Varios 970 Complete Sets

Optic	MODEL	ORDER CODE
●	VA970 LUX	Y1004161
—	VA970	Y1004160

- Contents**
- Control unit • Handpiece • Handpiece cord • 3 Scaling tips (G4, G8, G16) • Foot control (FC-70)
 - 2 x Irrigation bottles • 3 x Tip wrench with torque limiter • AC power cord • Sterilization case

Specifications	
• Power Supply : AC 230 V 50/60 Hz	• Dimensions : W 160 x D 270 x H 190 (mm) (Including Bottle)
• Frequency : 28-32 kHz	• Unit weight : 2.1 kg (Except attachment)
• Max. output : 11 W (G mode)	• Bottle volume : 400 mL (x 2 bottles)

Varios 970

Varios 570

Compact and Versatile

Varios 570 offers three power modes selectable to the tip connected to the handpiece; "G"(general), "E"(endo) and "P"(perio). Power level can be fine-turned within the range of given power mode. In particular, P mode offers minimal yet steady power for more effective periodontic treatment.

Advantages

- Powered by iPiezo engine
- Compact and appropriate-sized body design
- User friendly and intuitive operation control panel



Varios 570 Complete Set

Optic	MODEL	ORDER CODE
●	VA570 LUX	Y1001273

Contents

- Control unit with handpiece cord • AC adaptor • Handpiece • Water filter set
- Water supply connector • Foot control (FC-70) • 3 Scaling tips • Tip wrench with torque limiter

Specifications

• Power Supply	: AC 100-240 V 50/60 Hz
• Frequency	: 28-32 kHz
• Max. output	: 11 W (G mode)
• Dimensions	: W 160 x D 135 x H 65 (mm)
• Unit weight	: 0.43 kg

Varios 370

Compact Multipurpose Control Unit at Your Fingertips

Varios 370 has been especially developed to offer a compact, portable control unit allowing easy installation into any dental unit. It is simple to operate and suitable for a variety of clinical procedures.

Advantages


- Powered by iPiezo engine
- Potable ultra compact body
- Simple and intuitive operation control panel



Varios 370 Units Installation Examples



On the dental console arm with Stand (optional).



On/Under the dental bracket table with Control Unit Holder



Varios 370 Complete Set

Optic	MODEL	ORDER CODE
—	VA370	Y1001340

Contents

- Control unit with handpiece cord • Control unit holder • AC adaptor • Handpiece • Handpiece holder
- Water filter set • Foot control (FC-71) • 3 Scaling tips • Tip wrench with torque limiter


Specifications

• Power Supply	: AC 100-240 V 50/60 Hz
• Frequency	: 28-32 kHz
• Max. output	: 11 W (G mode)
• Dimensions	: W 80 x D 115 x H 32 (mm) (without knob and cord)
• Unit weight	: 0.43 kg (without attachment)

Varios 170

Integrated Multi Function Ultrasonic Scaler

Varios 170 is the world's smallest built-in optic control module.
It features the NSK iPiezo engine which ensures stable power output all the times.
The slimmer and extremely lightweight handpiece with twin LED is easily added to the existing handpiece delivery unit and is controlled via the existing foot control.



Sterilization Case

The handpiece, tips and tip wrenches can be sterilized together for your convenience.



Varios 170 Complete Sets

Optic	MODEL	ORDER CODE
●	VA170LUXS8	Y1004145
—	VA170S8	Y1004144

Contents

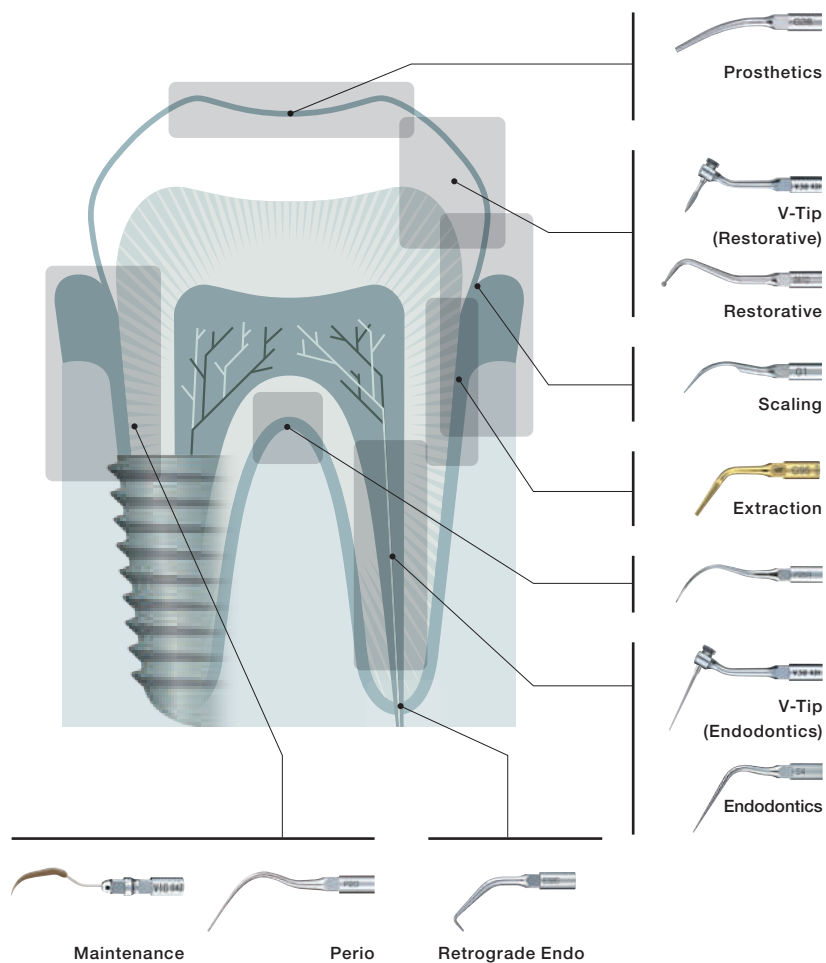
- Built in module
- Handpiece
- Handpiece cord
- 3 Scaling tips (G4, G8, G16)
- 3 x Tip replacement wrench with torque limiter

Specifications

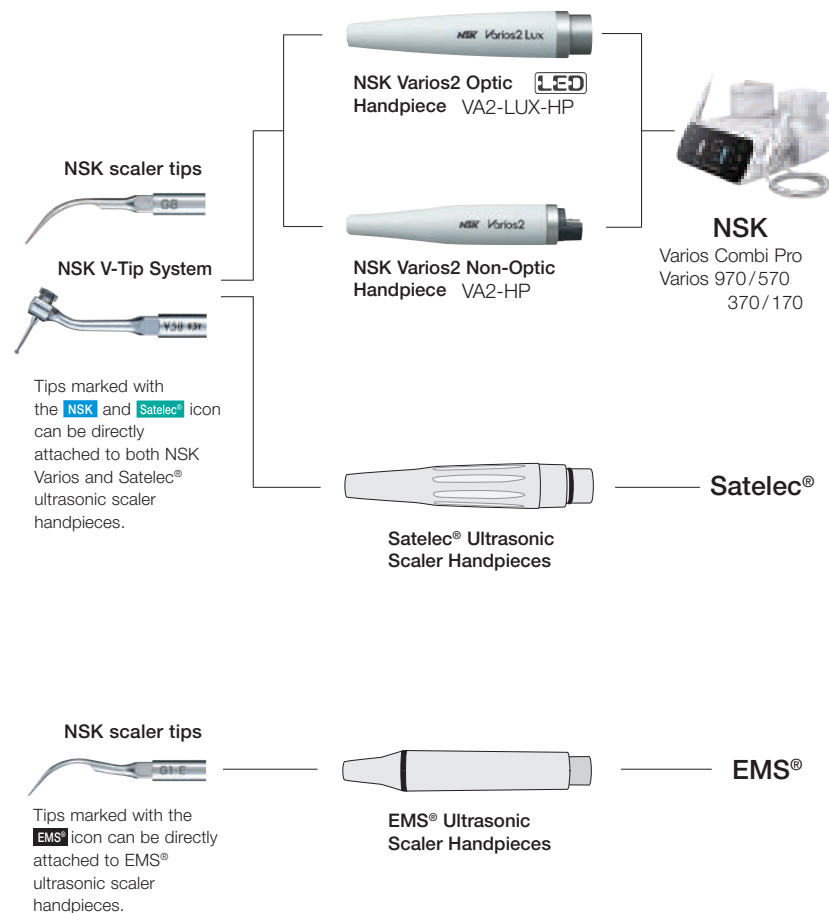
- Power Supply : AC 24 V ±10%
- Frequency : 28-32 kHz
- Max. output : 11 W
- Dimensions : W 63 x D 54 x H 26 (mm)
- Module weight : 59 g

Ultrasonic Scaler Tips

NSK Offers a Wide Choice of Varios Ultrasonic Scaler Tips for Clinical Applications.



NSK tips fit Varios2 ultrasonic scaler handpieces as well as Satelec® ultrasonic scaler handpieces. NSK make a number of tips which will fit on EMS® ultrasonic scaler handpieces. The following is a guide to illustrate all NSK Varios tips, their applications and connectivity.



Scaling

Cross
Section
Diagram

MODEL	ORDER CODE
G1	Z217101
G1-E	Z291101



MODEL	ORDER CODE
G2	Z217102
G2-E	Z291102



MODEL	ORDER CODE
G3	Z217103
G3-E	Z291103



MODEL	ORDER CODE
G4	Z217104
G4-E	Z291104



MODEL	ORDER CODE
G5	Z217105



MODEL	ORDER CODE
G6	Z217106
G6-E	Z291106



MODEL	ORDER CODE
G8	Z217108



MODEL	ORDER CODE
G9	Z217109



MODEL	ORDER CODE
G11	Z217411

Scaling

Cross
Section
Diagram

MODEL	ORDER CODE
G12	Z217412



MODEL	ORDER CODE
G13	Z217413



MODEL	ORDER CODE
G16	Z217120

Perio (Root Planing)

Cross
Section
Diagram

MODEL	ORDER CODE
P1	Z217404



MODEL	ORDER CODE
P1D	Z217405

• Diamond coated



MODEL	ORDER CODE
P2D	Z217402

• Diamond coated • Right curved type







MODEL	ORDER CODE
P3D	Z217403

• Diamond coated • Left curved type

Perio (Root Planing)




Cross
Section
Diagram




MODEL	ORDER CODE
 P10	Z217410

- Sharp edge




Cross
Section
Diagram




MODEL	ORDER CODE
 P11R	Z217408

- Sharp edge • Right curved type




Cross
Section
Diagram





MODEL	ORDER CODE
 P11L	Z217409




- Sharp edge • Left curved type



Cross
Section
Diagram



MODEL	ORDER CODE
 P20	Z217420
 P20-E	Z291420




Cross
Section
Diagram





MODEL	ORDER CODE
 P21R	Z217422
 P21R-E	Z291422

- Right curved type

Cross
Section
Diagram



MODEL	ORDER CODE
 P21L	Z217421
 P21L-E	Z291421

- Left curved type

Perio (Root Planing)

Cross
Section
Diagram



MODEL	ORDER CODE
 P25R	Z217424
 P25R-E	Z291424

- Right curved type

Cross
Section
Diagram



MODEL	ORDER CODE
 P25L	Z217425
 P25L-E	Z291425

- Left curved type

Cross
Section
Diagram



MODEL	ORDER CODE
 P26R	Z217426

- Right curved type

Cross
Section
Diagram



MODEL	ORDER CODE
 P26L	Z217427

- Left curved type

Perio (Irrigation and Cleaning)

Cross
Section
Diagram



MODEL	ORDER CODE
 P40	Z217550

- Tip diameter ø0.6 mm

Cross
Section
Diagram



MODEL	ORDER CODE
 P41	Z217555

- Tip diameter ø0.8 mm

Maintenance (V-Tip)
Perio-Control



V-Tip Holder



MODEL	ORDER CODE
V10	Z217041

- Includes E-Tip replacement wrench
- Plastic Tip is not included

For the maintenance of prostheses and implants. Produced from special material to allow safe debridement without causing damage to metals and implants.

Cross
Section
Diagram



MODEL	ORDER CODE
V-P10	Y900184

- Pack of 3
- V10 holder is not included

V-P12 is a longer version of the popular V-P10 tip. It serves a wide range of applications, including the maintenance of implants and other prosthetic devices. Its shape offers easy access to all treatment areas.



MODEL	ORDER CODE
V-P12	Y1002167

- Pack of 3
- V10 holder is not included



V-P10



V-P12



V-P11R



V-P26R

Maintenance (V-Tip)

V-P11R/L left and right are double bent tips. This tip is extra long to easily access difficult to reach areas and to avoid interference with neighbouring teeth or contours. Its shape was designed to best fit different tooth morphologies, making this a versatile tip for a wide range of uses from anterior teeth to premolars.

Cross
Section
Diagram



MODEL	ORDER CODE
V-P11R	Y1002165

- Right curved type
- Pack of 3
- V10 holder is not included



MODEL	ORDER CODE
V-P11L	Y1002166

- Left curved type
- Pack of 3
- V10 holder is not included

V-P26R/L is a double-bent tips. The wide angles offer access to areas that cannot be reached with V-P11R/L tips or other conventional instruments. These tips are ideally suited to access the distal surfaces of molars and corner areas as, the end of the tip fits tooth morphology very closely.



MODEL	ORDER CODE
V-P26R	Y1002168

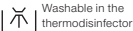
- Right curved type
- Pack of 3
- V10 holder is not included



MODEL	ORDER CODE
V-P26L	Y1002169

- Left curved type
- Pack of 3
- V10 holder is not included

* Cross section diagram is the image of a point 1 mm from the end. The illustrated tip diagram is three times bigger than the actual size.



Endodontics

Cross
Section
Diagram



MODEL	ORDER CODE
E4	Z217428

- For root canal cleaning



MODEL	ORDER CODE
E4D	Z217528

- Diamond coated
- For root canal enlargement



MODEL	ORDER CODE
E5	Z217305

- Water not required
- For lateral condensation



MODEL	ORDER CODE
E6	Z217306

- Water not required
- For lateral condensation



MODEL	ORDER CODE
E7	Z217307

- Water not required
- For removal of filling and foreign material



MODEL	ORDER CODE
E7D	Z217317

- Diamond coated
- For enlargement of root canal wall

Endodontics

Cross
Section
Diagram



MODEL	ORDER CODE
E8	Z217308

- Water not required
- For removal of filling and foreign material



MODEL	ORDER CODE
E8D	Z217318

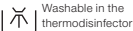
- Diamond coated
- For enlargement of root canal wall



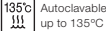
MODEL	ORDER CODE
E15D	Z217319

- Diamond coated
- For locating root canals and removal of calcifications

* Cross section diagram is the image of a point 1 mm from the end. The illustrated tip diagram is three times bigger than the actual size.

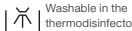


Washable in the thermodisinfecteur

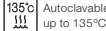


Autoclavable up to 135°C

* For tips E5, E6, E7, E7D, E8, and E8D, please use the attached E Tip Replacement Wrench.



Washable in the thermodisinfecteur



Autoclavable up to 135°C

Endodontics

120° Angle Holder for U files



95° Angle Holder for U files



MODEL	ORDER CODE
E11	Z217031

- For U files (ø0.8 mm)
- For root canal cleaning
- For anterior teeth • File is optional

MODEL	ORDER CODE
E12	Z217032

- For U files (ø0.8 mm)
- For root canal cleaning
- For posterior teeth
- File is optional

MODEL	ORDER CODE
U files 33 mm / #15	Y900062

- ISO 15 • Pack of 6

MODEL	ORDER CODE
U files 33 mm / #20	Y900063

- ISO 20 • Pack of 6

MODEL	ORDER CODE
U files 33 mm / #25	Y900064

- ISO 25 • Pack of 6

MODEL	ORDER CODE
U files 33 mm / #30	Y900065

- ISO 30 • Pack of 6

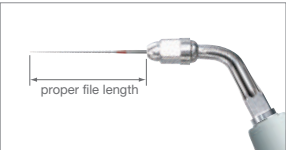
MODEL	ORDER CODE
U files 33 mm / #35	Y900066

- ISO 35 • Pack of 6

Each pack of E11, E12 or V30 includes 1 x E Tip replacement wrench.
Replacement wrench is not included when ordering other tips.
Please order the replacement wrench separately in this instance.

Always refer to this reference chart to ensure correct and accurate proper file length to avoid file breakage.

	#15	#20	#25	#30	#35
E11	22 mm	24.5 mm	22 mm	22 mm	22 mm
E12	22 mm	24.5 mm	24.5 mm	24.5 mm	22 mm



Retrograde Endo

Cross
Section
Diagram



MODEL	ORDER CODE
E30RD	Z217212

- Diamond coated
- For posterior teeth (right angled)

MODEL	ORDER CODE
E30LD	Z217213

- Diamond coated
- For posterior teeth (left angled)

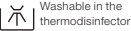
MODEL	ORDER CODE
E31D	Z217210

- Diamond coated
- For anterior and posterior teeth (70°)

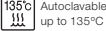
MODEL	ORDER CODE
E32D	Z217211

- Diamond coated
- For anterior teeth (90°)

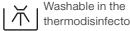
* Cross section diagram is the image of a point 1 mm from the end.
The illustrated tip diagram is three times bigger than the actual size.



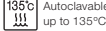
Washable in the
thermodisinfectant



Autoclavable
up to 135°C



Washable in the
thermodisinfectant



Autoclavable
up to 135°C

Extraction

Because the tip and the bilateral edges of the G95 tip are sharp it can be inserted without applying excessive force. Furthermore, because the abrasion of the periodontal ligaments using the tip creates a space between the tooth root surface and alveolar bone, tooth extraction can be conducted without injuring the bone around the root.

Features

- Access to a surgical site is improved by thinning the tip apex shape and sharpening both edge flanks.
- Adhesion areas of periodontal membrane can be removed smoothly.
- Tooth removal can be performed smoothly so that patient discomfort can be reduced.
- Approaches from angles hard to reach with hand instruments are also possible.

Root extraction
(upper left No. 2 tooth removal)

Tooth extraction is possible without excessively cutting the alveolar bone around the remaining root, retaining the morphology of the alveolar bone.



Impacted tooth
(lower left No. 8 tooth removal)

The use of the tip prior to extraction will mobilise the tooth and make extraction easier.



Be careful not to apply excessive force, as in cases of using elevators.
Nishikawa-guchi dental clinic



	MODEL	ORDER CODE
NSK	G95	Z217705

- TiN coating • 0.7 mm thick
- A double edge, which is sharp in three directions

Restorative (For Minimal Intervention)



	MODEL	ORDER CODE
NSK Satelec®	G61D	Z217601

- Diamond coated



	MODEL	ORDER CODE
NSK Satelec®	G62D	Z217602

- Diamond coated



	MODEL	ORDER CODE
NSK Satelec®	G65D	Z217605

- Diamond coated



	MODEL	ORDER CODE
NSK Satelec®	G66D	Z217606

- Diamond coated



	MODEL	ORDER CODE
NSK Satelec®	G67D	Z217607

- Diamond coated



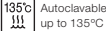
	MODEL	ORDER CODE
NSK Satelec®	G68D	Z217608

- Diamond coated

* Cross section diagram is the image of a point 1 mm from the end.
The illustrated tip diagram is three times bigger than the actual size.



Washable in the
thermodisinfectant



Autoclavable
up to 135°C




Washable in the
thermodisinfectant




Autoclavable
up to 135°C

Condensation



MODEL	ORDER CODE
 G21	Z217010
<ul style="list-style-type: none">• Water not required• For anterior teeth• 3 caps supplied	




MODEL	ORDER CODE
 G22	Z217020
<ul style="list-style-type: none">• Water not required• For posterior teeth• 3 caps supplied	




MODEL	ORDER CODE
Tip Cap	Y140751
<ul style="list-style-type: none">• Autoclavable• For G21 / G22 (Pack of 10)	

Loosening / Plugging



MODEL	ORDER CODE
 G26	Z217206
<ul style="list-style-type: none">• For post removal	



MODEL	ORDER CODE
 G28	Z217208
<ul style="list-style-type: none">• Water not required• For amalgam condensation	

Varios V-TIP System



NSK Varios V-Tip holder system is innovative, multi-functional and economical. The V-Tip holder is a separate component to the actual cutting tips and can be easily and inexpensively replaced. NSK V-Tip holder system offers the flexibility and expandability to meet the wide requirements for multi-purpose clinical applications.

Restorative P.130-131

- For Minimal Intervention
- For Finishing / Trimming / Polishing
- For Caries Removal



Endodontics P.129

- For Root Canal Cleaning
- For Root Canal Enlargement



- Ni-Ti Irrigation



Maintenance P.118-119

- For Prostheses or Implant Maintenance Perio-Control



V30
120° Angle type



V10
Straight

Endodontics V-Tip



MODEL	ORDER CODE
V30	Z217030

• Tip is optional

MODEL	ORDER CODE
V-S50	Y900169

MODEL	ORDER CODE
V-S51	Y900170

MODEL	ORDER CODE
V-S52	Y900171

MODEL	ORDER CODE
V-S53	Y900172

MODEL	ORDER CODE
V-S50D	Y900173

MODEL	ORDER CODE
V-S51D	Y900174

MODEL	ORDER CODE
V-S52D	Y900175

MODEL	ORDER CODE
V-S53D	Y900176

MODEL	ORDER CODE
V-N50	Y900182

MODEL	ORDER CODE
V-N51	Y900183

• For root canal cleaning 17 mm • Pack of 3

• For root canal cleaning 23 mm • Pack of 3

• For root canal cleaning 26 mm • Pack of 3

• For root canal cleaning 32 mm • Pack of 3

• Diamond coated
• For root canal enlargement 17 mm • Pack of 3

• Diamond coated
• For root canal enlargement 23 mm • Pack of 3

• Diamond coated
• For root canal enlargement 26 mm • Pack of 3

• Diamond coated
• For root canal enlargement 32 mm • Pack of 3

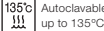
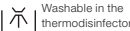
• Ni-Ti Irrigation 17 mm • Pack of 3

• Ni-Ti Irrigation 21 mm • Pack of 3



* In order to reduce the incidence of ledge formation, there is no diamond coating on the end of the tip. (1.0 mm)

Each pack of E11, E12 or V30 includes 1 x E Tip replacement wrench. Replacement wrench is not included when ordering other tips. Please order the replacement wrench separately in this instance.




Restorative (For Minimal Intervention)



V-Tip Holder





NSK
Satelec

MODEL	ORDER CODE
V30	Z217030

• Tip is optional

MODEL	ORDER CODE
V-G70	Y900118

• Diamond coated • Pack of 3

MODEL	ORDER CODE
V-G71	Y900119

• Diamond coated • Pack of 3

MODEL	ORDER CODE
V-G72	Y900120

• Diamond coated • Pack of 3

MODEL	ORDER CODE
V-G75	Y900121


• Diamond coated • Pack of 3

MODEL	ORDER CODE
V-G76	Y900122



• Diamond coated • Pack of 3


Each pack of E11, E12 or V30 includes 1 x E Tip replacement wrench. Replacement wrench is not included when ordering other tips. Please order the replacement wrench separately in this instance.

Restorative (For Finishing / Trimming / Polishing)



V-Tip Holder





NSK
Satelec

MODEL	ORDER CODE
V30	Z217030

• Tip is optional

MODEL	ORDER CODE
V-G77	Y900165

• Diamond coated
• Normal Grade • Pack of 3


MODEL	ORDER CODE
V-G78	Y900166

• Diamond coated
• Fine Grade • Pack of 3



MODEL	ORDER CODE
V-G79	Y900167


• Diamond coated
• Super Fine Grade • Pack of 3

Restorative (For Caries Removal)



V-Tip Holder





NSK
Satelec

MODEL	ORDER CODE
V30	Z217030

• Tip is optional

MODEL	ORDER CODE
V-S1	Y900161

• Stainless Tip • Pack of 3

MODEL	ORDER CODE
V-S3	Y900162

• Stainless Tip • Pack of 3

MODEL	ORDER CODE
V-S33	Y900163

• Stainless Tip • Pack of 3

Tip Kits

Application PERIO



MODEL	ORDER CODE
Perio Kit A	Y900144

Contents

- P1D, P2D, P3D, P10 : 1 pc. each
- Tip holder : 1 pc.

Application PERIO Furcation and curved root face



MODEL	ORDER CODE
Perio Kit B	Y900145

Contents

- P20, P25R, P25L : 1 pc. each
- Tip holder : 1 pc.

Application MAINTENANCE For Prostheses or Implant Maintenance



MODEL	ORDER CODE
Perio-Control Tips Starter Kit	Y1002606

Contents

- V10 holder : 1 pc.
- V-P11R, V-P11L, V-P12, V-P26R, V-P26L : 1 pc. each
- E Tip replacement wrench : 1 pc.

Application ENDODONTICS For anterior root canal irrigation



Includes 5 types of U files (ø0.8 mm) plus 120° angle holder

MODEL	ORDER CODE
Endo Kit E11	Y900146

Contents

- E11 : 1 pc. 120° angle holder for anterior teeth
- E Tip replacement wrench : 1 pc.
- U files 33 mm #15, #20, #25, #30, #35 : Pack of 6 each size

Tip Kits

Application ENDODONTICS For posterior root canal irrigation



Includes 5 types of U files (ø0.8 mm) plus 95° angle holder

MODEL	ORDER CODE
Endo Kit E12	Y900147

Contents

- E12 : 1 pc. 95° angle holder for posterior teeth
- E Tip replacement wrench : 1 pc.
- U files 33 mm #15, #20, #25, #30, #35 : Pack of 6 each size

Application ENDODONTICS 4 kinds of Retrograde Root filling tips



MODEL	ORDER CODE
Retro Kit	Y900149

Contents

- E30RD, E30LD, E31D, E32D : 1 pc. each
- Tip holder : 1 pc.

Application MINIMAL INTERVENTION Starter kit for Minimal Intervention - with V-Tip holder



MODEL	ORDER CODE
MI Starter Kit	Y900150

Contents

- V30 V-tip holder : 1 pc.
- E tip replacement wrench : 1 pc.
- V-G70, V-G71, V-G72 : 1 pc. each
- V-S1, V-S3, V-S33 : 1 pc. each
- V-G77, V-G78, V-G79 : 1 pc. each



Washable in the thermosinfector



Autoclavable up to 135°C



Washable in the thermosinfector



Autoclavable up to 135°C

Ti-Max S970

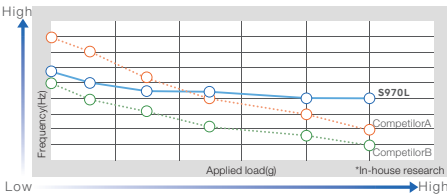


Air Scaler Evolution Supporting a Broad Spectrum of Care

The S970 air scaler offers a wide power range with easy swivel power adjustment and an extensive tip range for a wide variety of applications ranging from general scaling and root canal irrigation to minimally invasive procedures. The wide range of applications, comfortable grip and ease of maintenance makes the S970 air scaler the instrument of choice for dentists and hygienists alike. A titanium body and sleek, seamless design make the S970 really comfortable to hold even during long procedures whilst allowing for excellent visibility of the operating site at all times.

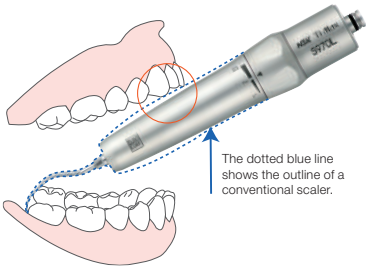
Steady Power Supply to The Tip

S970 air scalers provide stable power output and constant oscillating movement across the entire power range at approximately 6,000 Hz. S970 air scalers are extremely gentle and therefore very popular in cases involving perio or high sensitivity.



Excellent Visibility

The sleek design of the S970 allows for unrestricted visibility of the treatment area and excellent access to even the most hard to reach areas.



Smooth and Easy Power Control Ring

NSK Power Ring offers three different power level settings for diverse clinical needs. While the gentle minimum mode is for delicate procedures, the maximum power mode is good for general scaling.



APPLICATIONS	TIPS	POWER RING SETTING		
		1	2	3
Scaling	S1, S2, S3	←→→→		
Perio	S10, S20, S21R, S21L	←→→		
Perio (Maintenance Tip)	S35+V-Tip (V-P10, V-P11R, V-P11L, V-P12)	←→→		
Restorative (For Preparation of crown cores)	S81D, S82D, S83D, S86D, S71D, S72D	←→→		
Restorative (For Minimal Intervention)	S65D, S66D, S67D, S68D	←→→		
V-TIP SYSTEM (Endodontics)	S75+V-Tip (V-U15-V-U35)	←→		

The above power level is standard. Please start use from a low level to correspond to the symptoms.

Ti-Max S970



- Titanium Body with Scratch Resistant DURACOAT
- 3 level Power Ring
- Frequency of oscillation : 5,800-6,200 Hz
- Cellular Glass Optics



Includes 3 tips (S1, S2 & S3),
Tip Wrench (CR-20) and
Tip Cover (L)

Connect to NSK Couplings	Optic	MODEL	ORDER CODE
	●	S970L	T1005
	—	S970	T1020

Connect Direct to KaVo® Coupling	Optic	MODEL	ORDER CODE
	●	S970KL	T1013

Connect Direct to Sirona® Coupling	Optic	MODEL	ORDER CODE
	●	S970SL	T1015

AS2000

- Frequency of oscillation : 5,600-6,000 Hz
- Includes 3 tips (S1, S2 & S3), Tip Wrench (CR-20) and Tip Cover (L)



Optic	MODEL	ORDER CODE
—	AS2000 M4	T698

- For Midwest 4 hole
- Weight : 67 g



Optic	MODEL	ORDER CODE
—	AS2000 B2/3	T697

- For Borden 2/3 hole
- Weight : 64 g

Air Scaler Tips

Scaling

Cross
Section
Diagram



MODEL	ORDER CODE
S1	Z252411

- Universal Type



MODEL	ORDER CODE
S2	Z252413

- Sickle Type



MODEL	ORDER CODE
S3	Z252412

- Perio Type

Perio

Cross
Section
Diagram



MODEL	ORDER CODE
S10	Z252420

- Universal Type Slim Line



MODEL	ORDER CODE
S20	Z252441

- Root Planning (Straight tip)



MODEL	ORDER CODE
S21R	Z252442

- Root Planning (Right curved tip)



MODEL	ORDER CODE
S21L	Z252443

- Root Planning (Left curved tip)

Maintenance (V-Tip)



V-Tip Holder



MODEL	ORDER CODE
S35	Z252015

- Includes E-Tip replacement wrench
- Plastic Tip is not included

Cross
Section
Diagram



MODEL	ORDER CODE
V-P10	Y900184

- Pack of 3
- S35 holder is not included



MODEL	ORDER CODE
V-P12	Y1002167

- Pack of 3
- S35 holder is not included



MODEL	ORDER CODE
V-P11R	Y1002165

- Right curved type
- Pack of 3
- S35 holder is not included



MODEL	ORDER CODE
V-P11L	Y1002166

- Left curved type
- Pack of 3
- S35 holder is not included

Air Scaler Kit



MODEL	ORDER CODE
Perio-Control Tips Air Scaler Kit Y1002754	

- S35 holder : 1 pc.
- V-P10, V-P11R, V-P11L, V-P12 : 1 pc. each
- Includes E-Tip replacement wrench

Restorative (For Minimal Intervention)

Unlike rotary instruments these tips oscillate and are designed to only cut on one surface allowing minimally invasive site preparation and thereby greatly reducing the risk of damaging adjacent teeth and soft tissue. The spherical shape of these tips make them suitable for delicate adjustments as well as caries removal in the cervical and interproximal region.



MODEL	ORDER CODE
S65D	Z252465

- Diamond coated



MODEL	ORDER CODE
S66D	Z252466

- Diamond coated



MODEL	ORDER CODE
S67D	Z252467

- Diamond coated



MODEL	ORDER CODE
S68D	Z252468

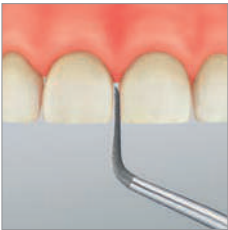
- Diamond coated



S65D



S81D



S72D

Restorative (For Preparation of Crown Cores)

The tips can be used for finishing margins after prepping the area with a conventional dental bur. That enables you to finish minute sharp edges and gingival sulcus without damage, something that cannot be accomplished with rotary instruments alone. Three types of tips are available for deep chamfer, light chamfer and shoulder work, respectively.



MODEL	ORDER CODE
S81D	Z252469

- Diamond coated



MODEL	ORDER CODE
S82D	Z252462

- Diamond coated



MODEL	ORDER CODE
S83D	Z252461

- Diamond coated



MODEL	ORDER CODE
S86D	Z252460

- Diamond coated

These tips are safe sided and flat for minimal mesial or distal preparations.



MODEL	ORDER CODE
S71D	Z252471

- Diamond coated



MODEL	ORDER CODE
S72D	Z252472

- Diamond coated

V-TIP System



NSK V-Tip system is innovative, multi-functional and economical. The V-Tip holder is a separate component to the actual cutting tips and can be easily and inexpensively replaced. NSK V-Tip holder system offers the flexibility and expandability to meet the wide requirements for multi-purpose clinical applications.

Endodontics

P.145



S75
120° Angle type

Maintenance

P.141

- For Prostheses or Implant Maintenance
- Perio-Control



S35
Straight

Endodontics V-Tip



V-Tip Holder



MODEL	ORDER CODE
S75	Z252035

- Includes E-Tip replacement wrench

MODEL	ORDER CODE
V-U15	Y900177

- V-file Irrigation 23 mm #15
- ISO 15 • Pack of 6

MODEL	ORDER CODE
V-U20	Y900178

- V-file Irrigation 23 mm #20
- ISO 20 • Pack of 6

MODEL	ORDER CODE
V-U25	Y900179

- V-file Irrigation 23 mm #25
- ISO 25 • Pack of 6

MODEL	ORDER CODE
V-U30	Y900180

- V-file Irrigation 23 mm #30
- ISO 30 • Pack of 6

MODEL	ORDER CODE
V-U35	Y900181

- V-file Irrigation 23 mm #35
- ISO 35 • Pack of 6

Prophy-Mate neo



Prophy-Mate neo, The Best Polishing Tool for Beautiful White Teeth

Supragingival powder polishing is highly effective when used in combination with "FLASH pearl." NSK's unique twin nozzle achieves powerful powder discharge. The long and slim handpiece in conjunction with the small nozzle tip dramatically improves accessibility around all tooth surface. Cleaning can be performed quickly even in interproximal areas teeth and in usually difficult to reach areas. The ergonomically designed grip is comfortable to hold and allows for flexible operation.

Improved Polishing Power

With NSK original twin nozzles, greater polishing power is realized. With powerful jet, cleaning time is greatly shortened thus reduces treatment time.



Before



After



Easy Detachable Nozzles with 60° and 80°

Selectable 60° and 80° nozzles maximize the cleaning ability. 60° nozzle works especially well for molar area and occluding surface and 80° nozzle for anterior tooth.



Smooth, Easy 360° Swivel

Twin joints rotate smoothly 360 degrees for easy operability, responding flexibly to minute fingertip movements with effortless adjustment of the nozzle angle.



Simple One-touch Connection

The Prophy-Mate neo is designed for a one-touch attachment to NSK couplings and other major coupling brands. The handpiece also can be attached to the powder case with one-touch operation.



Prophy-Mate neo

Air Powered Tooth Polishing System



60° and 80° nozzles



Prophy-Mate neo Complete System

	MODEL	ORDER CODE
NSK Coupling	PMNG-PTL-P	Y135029
KaVo® Coupling	PMNG-KV-P	Y135030
Sirona® Coupling	PMNG-SR-P	Y135031
W&H® Roto Quick	PMNG-WH-P	Y135032
Bien-Air® Unifix®	PMNG-BA-P	Y135033
Midwest 4 hole (Direct-connect / Screw-on Type)	PMNG-M4-P	Y135034
Midwest 4 hole (Direct-connect / Screw-on Type)	PMNG-B2-P	Y135035

■ No light during use (when using optic coupling).

Contents

- Handpiece with 60° nozzle head
- Powder case
- Replacement nozzle head 80°
- 5 pcs. x 15 g sachets of FLASH pearl cleaning powder
- Maintenance kit

FLASH pearl

Cleaning Powder

Features

- Fast cleaning in tight spaces
- Zero salinity, gentle ingredients with low impact on patients
- Clogging is also minimized



MODEL	ORDER CODE
FLASH pearl	Y900693

- Stylishly packaged in a handy, original box
- Contains 100 x 15 g sachets

MODEL	ORDER CODE
FLASH pearl (Bottle)	Y900698

- 4 bottles packed in a box
- Comes with a measuring cup for your convenience
- Each bottle contains 300 g

Outstanding Cleaning Results with Gentle Powder

Not salty! The powder has less impact due to the delicate flavour and provides patients with gentle tooth surface cleaning. The secret behind intense cleaning and a smooth finish? Calcium-based spherical particles.

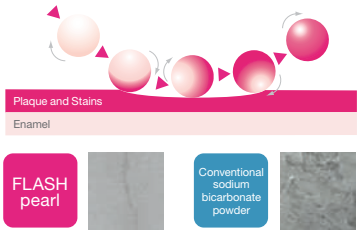
Fine powder with an average particle size of 54 µm move as if rolling across the surface of the tooth, limiting damage to the tooth surface and rapidly removing plaque and staining.

The FLASH pearl treatment is effective in a short space of time which encourages patients to schedule regular cleaning appointments.

Sparkling Results Every Time

FLASH pearl, a cleaning powder for Prophy-Mate neo and Varios Combi Pro, is a spherical particulate powder designed to roll smoothly over tooth surfaces and penetrate all corners for rapid cleaning. The spherical shape of the powder granules lessens the likelihood of damage to teeth and soft tissue while removing stains and plaque quickly and safely.

■ Adverse reactions to this product are rare.



The surface of the tooth after powder polishing under an electron microscope



Perio-Mate



Extensive Range of Applications Ranging from Supragingival to Subgingival Use

Flexible Plastic Nozzle Tip Design Ensures Accessibility and is Gentle to The Pocket

The slim nozzle tip possesses just the right degree of flexibility to pass smoothly over tooth surfaces, and can be easily inserted into tight pockets and the root surfaces of adjacent teeth without causing the patient discomfort.



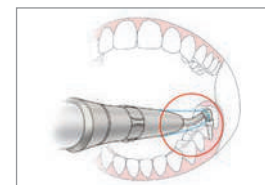
Optimize Using Powder Flow Analysis

Turbine development technology uses accumulated fluid analysis which allows 'spraying' that takes into account the powder flow in the pocket. It is not mono-directional, rather the flow is even and all-directional, minimising soft-tissue damage and subgingival plaque and biofilm can be removed efficiently. With respect to potential damage, powder (air) and water are separately discharged onto periodontal tissue.



Slim Nozzle Facilitates Operation in The Narrow Confines of The Oral Cavity

The long, narrow nozzle shape is designed to allow easy access to areas that require inserting the handpiece at an angle, such as between molars.



Smooth 360-degree Rotation for Safe and Accurate Operation

The handpiece can easily be rotated using the fingertips even while performing complex operations. The nozzle tip allows easy access to difficult to reach areas, and does not adversely affect neighbouring teeth and contours.



Powder Flow Volume Adjustment

The Perio-Mate's convenient Powder Control Ring makes fine-tuning powder flow simple and intuitive with quick fingertip adjustments. In addition to easily controlling and stopping the flow of powder in this way, you can cleanse the treatment area from biofilm uninterruptedly.



Product Maintenance

The user can easily disassemble the nozzle, handpiece and powder case. Powder clogging is unlikely when handled and maintained correctly but is easy to manage by following the maintenance guidelines and the relevant accessories included with the product. All the parts of the handpiece (other than the nozzle tip) can be repeatedly cleaned ultrasonically or sterilized in an autoclave.



Perio-Mate

Biofilm Eraser



Perio-Mate Complete System

	MODEL	ORDER CODE
NSK Coupling	PER-PTL-P	Y1002654
KaVo® Coupling	PER-KV-P	Y1002655
Sirona® Coupling	PER-SR-P	Y1002656
W&H® Roto Quick	PER-WH-P	Y1002657
Bien-Air® Unifix®	PER-BA-P	Y1002658
Midwest 4 hole (Direct-connect / Screw-on Type)	PER-M4-P	Y1002659
Borden 2 hole (Direct-connect / Screw-on Type)	PER-B2-P	Y1002660

■ No light during use (when using optic coupling).


Contents

- Handpiece • Powder case • Nozzle tip (40 pcs) • Maintenance kit
- Perio-Mate Powder 160 g x 1

Perio Mate Powder

Powder Particle Comparisons

The fine Perio-Mate Powder is ideal for periodontal pocket treatment.

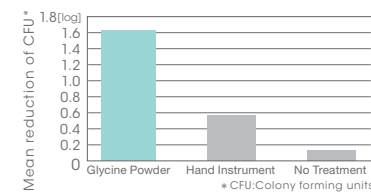


Conventional Sodium Bicarbonate Powder
Average particle diameter: 73 µm
Scanning electron microscope image magnification of 150 X



Perio-Mate Powder (glycine)
Average particle diameter: 25 µm
Scanning electron microscope image magnification of 150 X

Reduction of Bacteria



The air-polish process with Perio-Mate Powder (glycine-based) results in significantly better bacterial reduction than manual plaque removal.

Petersilka GJ, Tunkel J, Barakos K, Heinecke A, Häberlein I, Flemmig TF. Subgingival plaque removal at interdental sites using a low-abrasive air polishing powder. J Periodontol. 2003 Mar;74(3):307-11.

Features

- Subgingival airpolishing powder
- Principal ingredient is glycine, an amino acid present in proteins
- Highly water soluble to prevent subgingival retention
- Lower Mohs hardness than dentin
- * Glycine ranks 2 on the Mohs hardness scale, while dentin is 2 to 2.5
- Average powder particle diameter is 25 µm

MODEL	ORDER CODE
Perio Mate Powder	Y900938

- Contents : Two bottles (160 g each)



Perio Mate Nozzle Tip



MODEL	ORDER CODE
Perio Mate Nozzle Tip	Y1002741

- 40 pcs per pack



iProphy

Put The Control Back
in Your Hands.




Lightweight and easy to hold.

Ergonomically-designed and developed to include the latest ergonomic features. The lightweight, easy to hold and well-balanced handpiece feels light in the hand even when used for a long time.

An ultra mini head guarantees the best possible field of vision.

The thin, long ultra mini head ensures a wide field of vision within the oral cavity, easy access and excellent reach. Facilitates even smoother and more precise treatment.



Easy power control.

Power control at your fingertips. No foot-control required. iProphy easily maintains low speed rotation, which can be difficult with conventional contra-angles.

It has a simple and clearly designed user interface.

The intuitive user interface makes procedures stress free and contributes to a relaxed atmosphere. The ON/OFF key is large and easy to operate.



iProphy Heads



- For Prophy
- For screw-in type
- For disposable prophy angle

	MODEL	ORDER CODE
Reduction 4:1	IFX57	C1102
Reduction 4:1	PR-F	H209

iProphy Complete Set

MODEL	ORDER CODE
iProphy Complete set	Y1500015

- Contents :**
- iProphy Motor handpiece
 - iProphy Stand
 - AC ADAPTOR
 - IFX57 Head
 - F-Type Spray Nozzle

iProphy without Head

MODEL	ORDER CODE
iProphy W/O	Y1500069

- Contents :**
- iProphy Motor handpiece
 - iProphy Stand
 - AC ADAPTOR

