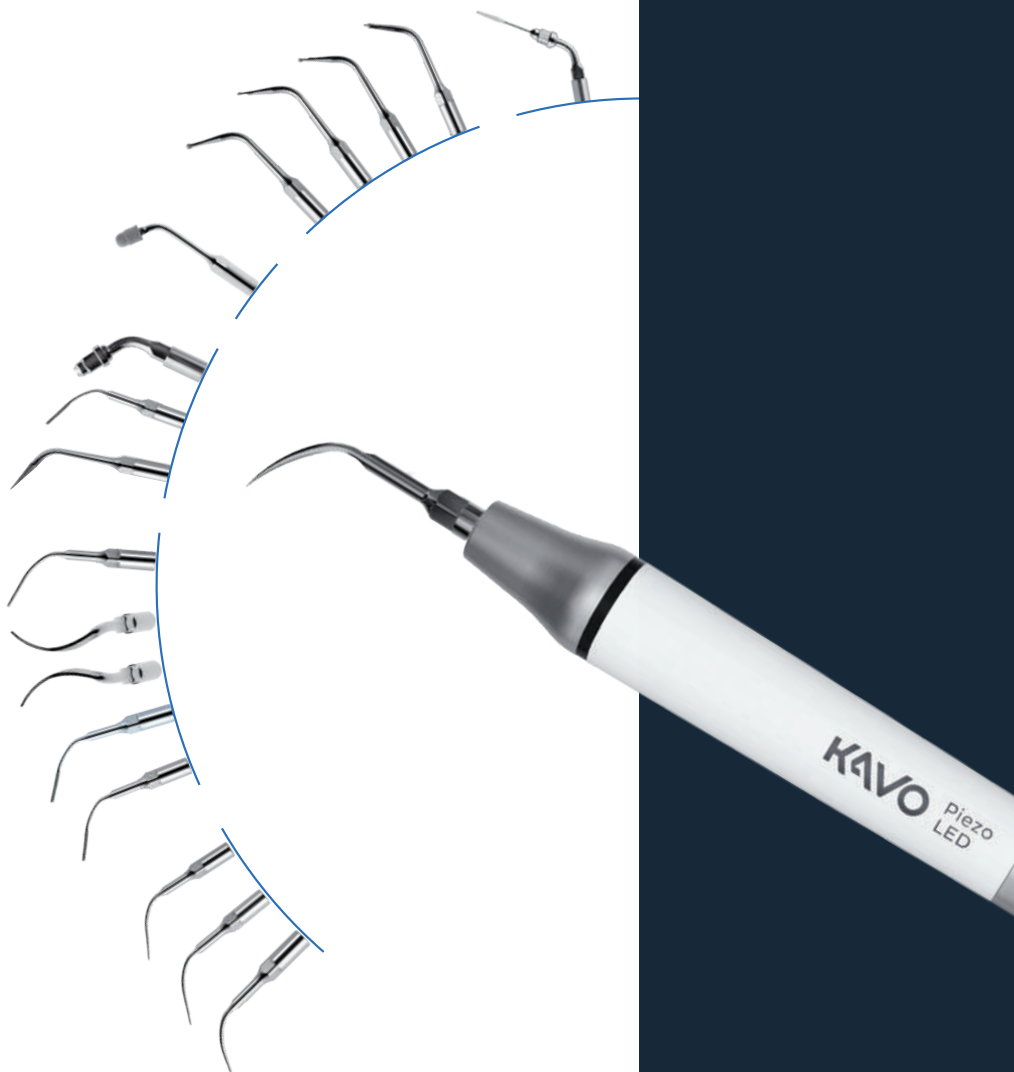


PiezoLED™ tip book

KaVo PiezoLED tips overview



KAVO

PROPHYLAXIS



PIEZO Scaler tips

For the removal of supra- and subgingival deposits in all quadrants

Application in the dental interstices, in the sulcus area and on root surfaces

Effective and time-saving calculus removal and prophylactic treatment


Also suitable for **PIEZOssoft**

PROPHYLAXIS

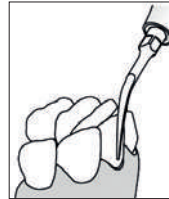
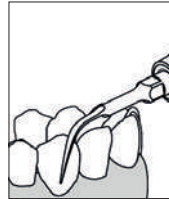
PIEZO Scaler tip 201

Universal scaling tip

- For the removal of supragingival calculus in all quadrants
- Work from the incisal edge to the sulcus
- Apply tangentially to tooth
- Only use the first 2–3 mm of the tip



Mat.-No. 1.007.4024

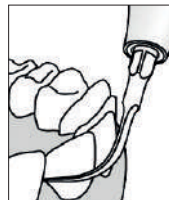


PIEZO Scaler tip 202

- Removal of supra- and subgingival calculus in all quadrants up to a pocket depth of 4 mm
- Especially suitable for dental interstices and the sulcus area
- Apply tangentially to tooth
- Only use the first 2–3 mm of the tip



Mat.-No. 1.007.4026



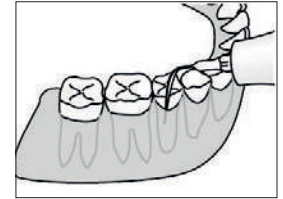
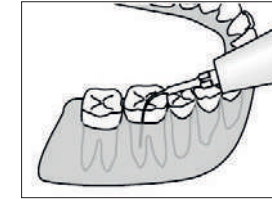
PIEZO Scaler tip 203

Fine paro tip

- For removal of subgingival deposits on root surfaces
- For deep periodontal pockets and periodontal preventative treatments/checkups
- Apply tangentially to tooth
- Only use the first 2–3 mm of the tip
- Gentle treatment (also applicable for children)



Mat.-No. 1.007.4028



PERIODONTOLOGY



PIEZO Paro tips

Diamond-coated tips for root planing and polishing surfaces

Left- and right-handed tips for inaccessible proximal surfaces

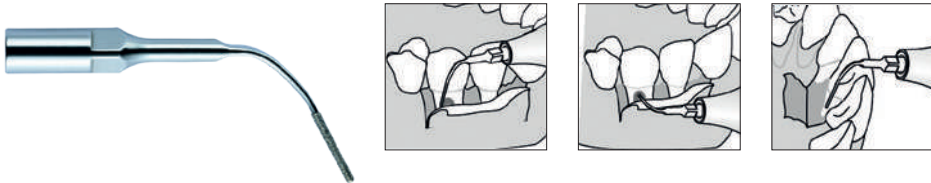

All pockets made perfectly accessible

PERIODONTOLOGY

PIEZO Paro tip 210

Diamond-coated tip with 15µm grain

- For polishing surfaces after cleaning and forming
- Thorough root planing in direct line of sight
- Smoothing restoration projections
- Extension of furcation roofs
- Polishing of surfaces previously treated with PIEZO Paro tip 211

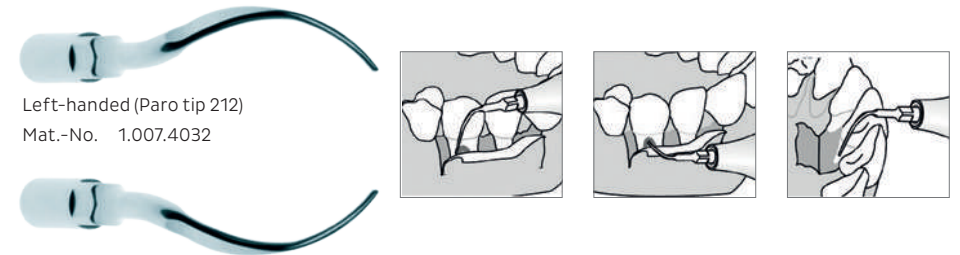



Mat.-No. 1.007.4039

PIEZO Paro tip 212 und 213

Left-handed and right-handed tips for periodontal debridement

- Especially suitable for inaccessible proximal surfaces (lingual, buccal) and in particular for root furcations
- Use lateral surface of tips



Left-handed (Paro tip 212)

Mat.-No. 1.007.4032

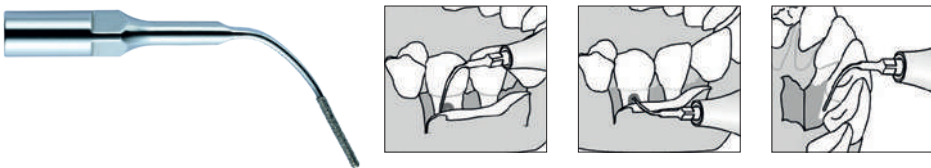

Right-handed (Paro tip 213)

Mat.-No. 1.007.4033

PIEZO Paro tip 211

Diamond-coated tip with 70µm grain

- For thorough root planing in direct line of sight
- Smoothing restoration projections
- Extension of furcation roofs



Mat.-No. 1.007.4042

PIEZO Paro tip 214

- For rinsing and disinfection of periodontal pockets in all quadrants
- Especially suitable for checkups and regular treatment
- Apply tangentially to tooth
- Only use the first 2-3 mm of the tip



Mat.-No. 1.007.4034

PREPARATION



PIEZO CEM and Prep tips

Gentle and precise application of inlays, onlays and veneers

Diamond-coated and partially diamond-coated tips in spherical form for chamfering and finishing cavity edges

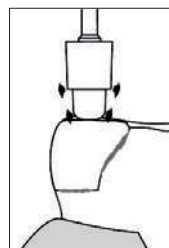
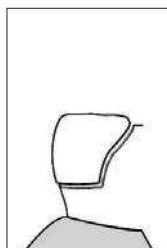
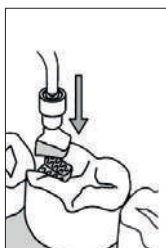
Diamond-coated tips for extending and cleaning fissures

Rapid and precise removal of material

PREPARATION

PIEZO CEM tip 225

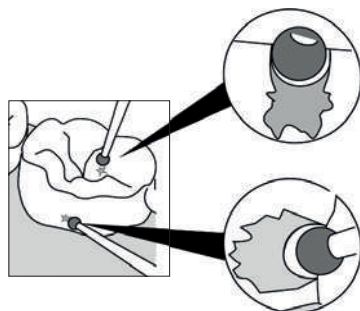
- For cementing ceramic inlays, onlays and veneers with highly thixotropic, dual-curing composite cements
- Ideal for large preparations
- Work with only slight pressure



Mat.-No. 1.007.4027
CEM attachment: 1.007.4015

PIEZO Prep tip 226

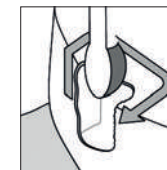
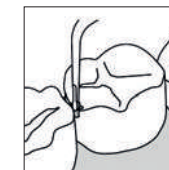

- Diamond-coated preparatory tip in spherical form
- For opening up small occlusal and buccal defects
- Machine defects slowly



Mat.-No. 1.007.4035

PIEZO Prep tip 227

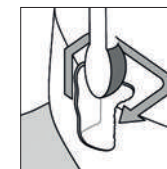
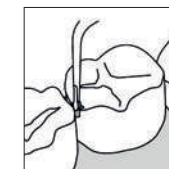
- Partially diamond-coated preparatory tip in spherical form
- For chamfering and finishing proximal mesial cavity edges
- Work with less power input



Mat.-No. 1.007.4036

PIEZO Prep tip 228

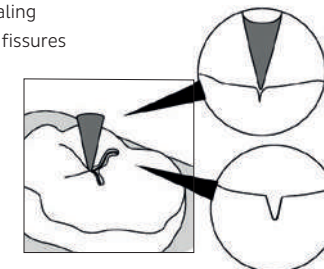
- Partially diamond-coated preparatory tip in spherical form
- For chamfering and finishing proximal distal cavity edges
- Work with less power input



Mat.-No. 1.007.4037

PIEZO Prep tip 229

- Diamond-coated preparatory tip
- For cleaning and enlarging fissures prior to sealing
- Move tip slowly and with little pressure in the fissures



Mat.-No. 1.007.4038

ENDODONTICS



PIEZO Endo tips

Conical and cylindrical tips with diamond coating

File holder for flexible application of various endo files

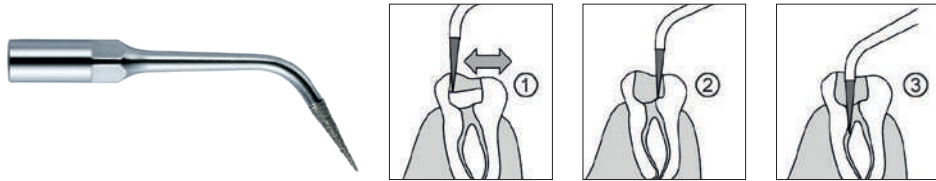
Effective cleaning, forming and rinsing of the root canal

ENDODONTICS

PIEZO Endo tip 220

Conical tip with diamond coating (70µm) for high degree of efficiency

- For easy location of root canals and good vision
- Removal of calcifications from the coronal third of the root system
- Work without applying pressure

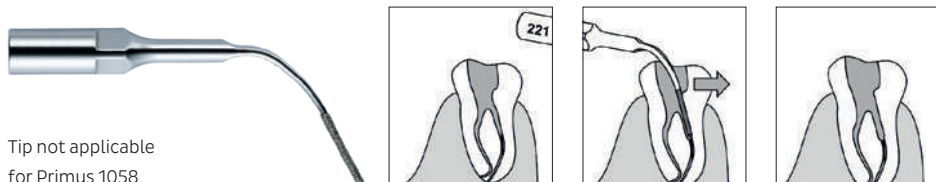


Mat.-No. 1.007.4040

PIEZO Endo tip 221

Fine cylindrical tip with diamond coating (70µm) for high-degree of efficiency

- For removing of steps and other obstructions
- For creating direct access to a broken off tip section in the root canal
- Work without applying pressure



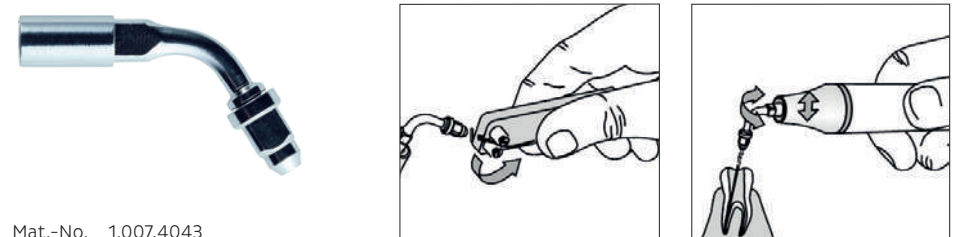

Tip not applicable
for Primus 1058

Mat.-No. 1.007.4041

PIEZO Endo tip 222

File holder at 120° for flexible use of the various Piezo Endo files

- Especially suitable for the anterior and premolar areas
- Use of step-back technique (~ 4s activation)



Mat.-No. 1.007.4043

PIEZO Endo tip file set

5-piece set of stainless steel files for preparing, cleaning and disinfecting the root canal system (ISO 15, 20, 25, 30, 35 – each 6 files)

- When files are used, the marking must remain visible
- The form of files can be bent and adapted to the root canal
- Fluid stream must flow along the file



Tip not applicable
for Primus 1058



Mat.-No. 1.007.4011

IMPLANT CLEANING



PIEZO Implant tip set

For the efficient cleaning of implants

Metal-free tip prevents the damage of the implant neck

Very smooth surfaces with roughening

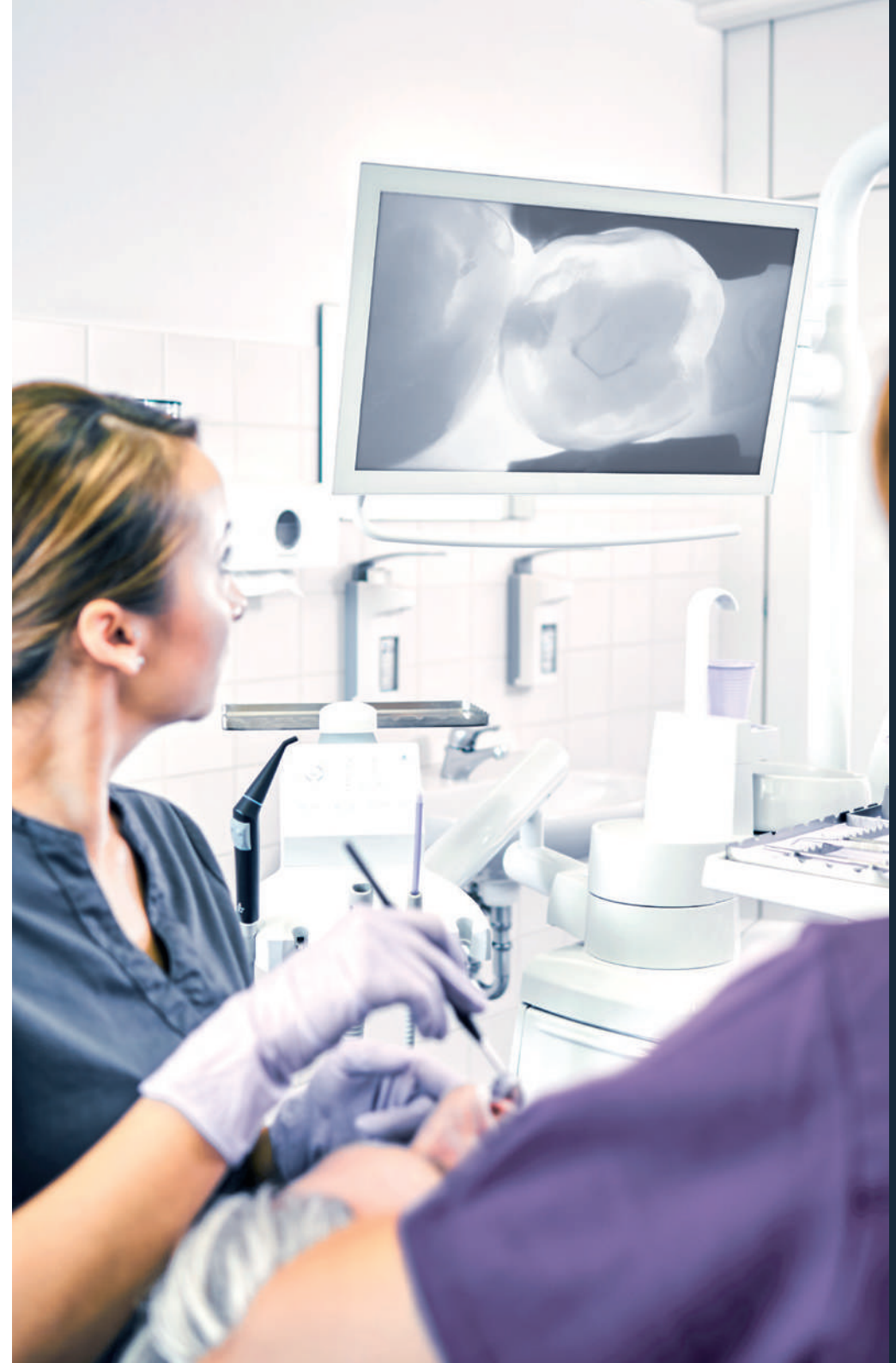
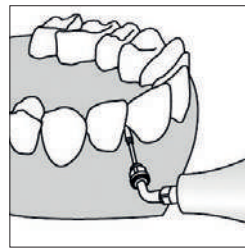
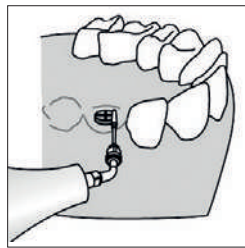
IMPLANT CLEANING

PIEZO Implant tip set

- For removing plaque and calculus from implant surfaces and metal or ceramic restorations
- For the efficient and gentle cleaning of surfaces of prostheses
- Metal-free tip
- 50 applications per set




Mat.-No. 1.007.4008
Refill tip set: 1.007.4014



Material	Description	PIEZO soft	Piezo LED	Content
321911	PIEZO tip starter package		•	12 tips (No.s 201, 202, 203, 212, 213, 214, 220, 221, 222, 225, 227, 228 – one of each –with CEM attachment) PIEZO Endo wrench Endo files
PIEZO Scaler tips				
1.007.4004	PIEZO Scaler tip set	•	•	3 PIEZO Scaler tips (No.s 201, 202, 203 – one of each – with torque wrench) Six-piece Steribox Wear and tear measuring card
1.007.4024	PIEZO Scaler tip 201	•	•	
1.007.4026	PIEZO Scaler tip 202	•	•	
1.007.4028	PIEZO Scaler tip 203	•	•	
PIEZO Paro tips				
1.007.4006	PIEZO Paro tip set		•	3 PIEZO Paro tips (No.s 212, 213, 214 – one of each – with torque wrench) Six-piece Steribox
1.007.4032	PIEZO Paro tip 212		•	
1.007.4033	PIEZO Paro tip 213		•	
1.007.4034	PIEZO Paro tip 214		•	
1.007.4039	PIEZO Paro tip 210		•	
1.007.4042	PIEZO Paro tip 211		•	
PIEZO CEM tips				
1.007.4027	PIEZO CEM tip 225		•	Tip without attachment
1.007.4015	CEM attachment		•	6 CEM attachments
PIEZO Prep tips				
1.007.4035	PIEZO Prep tip 226		•	
1.007.4036	PIEZO Prep tip 227		•	
1.007.4037	PIEZO Prep tip 228		•	
1.007.4038	PIEZO Prep tip 229		•	

Material	Description	PIEZO soft	Piezo LED	Content
PIEZO Endo tips				
1.007.4040	PIEZO Endo tip 220		•	
1.007.4041*	PIEZO Endo tip 221		•	
1.007.4043*	PIEZO Endo tip 222		•	File holders for PIEZO Endo files
1.007.4020*	PIEZO Endo tip wrench		•	For the installation of PIEZO Endo 222 file holder and the PIEZO Endo files
1.007.4011*	PIEZO Endo tip file set		•	5-piece set stainless steel files (ISO 15, 20, 25, 30, 35 – each 6 files)
PIEZO Implant tips				
1.007.4008	PIEZO Implant tip set		•	PIEZO Endo tip 222 PIEZO Endo wrench 4 attachments
1.007.4014	PIEZO Implant refill tip set		•	4 attachments

*Tips not applicable for Primus 1058



Note PiezoLED:

Please observe our setting recommendations for the tips.

Dental Excellence in any area.



Equipment for the practice

KaVo treatment units, treatment lights, practitioners' chairs, patient communication systems, dental microscopes and further accessories for the dental practice.



Instruments

Dental hand pieces and contra-angle hand pieces, turbines, powder jet hand pieces and small devices for all areas of application, from diagnostics to prophylaxes through to restorations, surgery, endodontics and care and maintenance of your instruments.



Imaging

Intraoral X-ray tube assemblies, sensors and imaging plates, panoramic x-rays and telerradiographs, including combined with DVT, as well as dedicated DVT equipment for any indication in dentistry.



CAD/CAM

Dental CAD/CAM solutions for highly aesthetic, natural looking and long-lasting restorations, suitable for dentists and dental technicians.

Mat. No. 15.008.099, 10/19 en
We reserve the right to make technical modifications. Slight colour differences are due to the printing process. © Copyright KaVo Dental GmbH.