

SWISS INSTRUMENTS^{PM}

FROM
THE INVENTOR
OF THE
PIEZON[®]
METHOD

EMS 
ELECTRO MEDICAL SYSTEMS

SWISS INSTRUMENTS™
PRECISION BY DESIGN



PS Instrument
[>magnified 8x]

SWISS INSTRUMENTS™
PIEZON METHOD

PIEZON® METHOD → SWISS INSTRUMENTS™ PM


PIEZON® ULTRASOUND
INSTRUMENTS FOR A COMPLETE
RANGE OF TREATMENTS

- ENDODONTICS
- SCALING
- PERIO
- CAVITY PREPARATION
- RESTORATIVE

TOP QUALITY AT ITS BEST

ENDODONTICS – FROM CLASSIC TO STATE OF THE ART →

- SHAPE ROOT CANAL
- CLEAN ROOT CANAL
- LATERAL GUTTA-PERCHA CONDENSATION
- REMOVE CROWNS, BRIDGES AND PINS
- REMOVE CALCIFICATIONS
- REMOVE PIECES OF FRACTURED INSTRUMENTS
- RETROGRADE PREPARATION OF ROOT CANALS



ULTRA CLEAN
Cleaning and disinfecting solution for Piezon® Master 400 and 600 as well as other ultrasound units

Available in selected markets only - please contact your local dealer for details

6 BOTTLES AT 1000 ml → **MUC-006**



RT1 INSTRUMENT
Diamond-tipped instrument for locating canals and removing calcifications in the coronal third of the root canal system

DS-066 A



D INSTRUMENT
For loosening crowns, bridges and pins placed previously with phosphate cement

DS-005 A



RT2 INSTRUMENT
Diamond-tipped instrument for removing ledges. Creates straight canal for easy viewing of broken instruments

DS-067 A



H INSTRUMENT
For the lateral thermal condensation of gutta-percha

DS-004 A




FLAT WRENCH
To change instruments for all three file holders

DT-018




RT3 INSTRUMENT
Very long and fine instrument for the removal of broken instrument tips. Use with 180° file holder

DT-062




180° FILE HOLDER
For use with RT3, Berutti and RE2 instruments

DS-069




RE2 INSTRUMENT
Instrument for retrograde root-canal isthmus preparation. The surface is coated with titanium nitride to improve abrasion. Use with 120° or 180° file holders

DT-061




120° FILE HOLDER
For the flexibility to use different endo files, specially suited for anterior and premolar areas. Also suitable for RE2 and Berutti instruments

DS-010



BERUTTI INSTRUMENT
Diamond-tipped instrument for the retrograde preparation of root canals. A tapered design allows minimally invasive access and therefore fewer postoperative complications. Use with 120° or 180° file holders

DT-060



90° FILE HOLDER
For the flexibility to use different endo files, specially suited for the molar area

DS-012



ESI INSTRUMENT
Non-cutting NiTi instrument for the effective cleaning and irrigation of the root canal system

DT-069 / A



STEEL FILES/K-FILES/ENDO FILES
K-Files for cleaning and disinfecting the root canal system [> Use files in 90° or 120° file holders]

| | |
|------------------------------|--------|
| 6 endo files ISO 15 (white) | DT-006 |
| 6 endo files ISO 20 (yellow) | DT-007 |
| 6 endo files ISO 25 (red) | DT-008 |
| 6 endo files ISO 30 (blue) | DT-009 |
| 6 endo files ISO 35 (green) | DT-010 |

1 set endo files ISO 15/20/25/30/35 mm, 6 pcs each

DT-011

PIEZON® MASTER 600→

FOR USE WITH MORE THAN 20 ULTRASOUND APPLICATIONS WITH THE PIEZON® METHOD, FROM SCALING AND PERIODONTAL THERAPY TO CAVITY PREPARATION



CART

For the mobile use of Piezon® Master 600 with integrated power supply

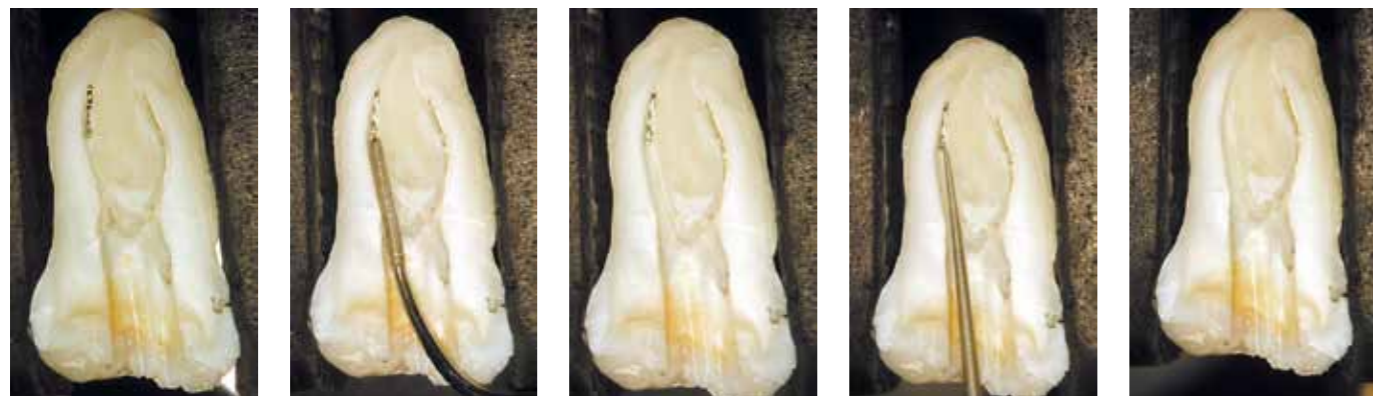
METALLIC SILVER→

MD-907

WHITE→

MD-908

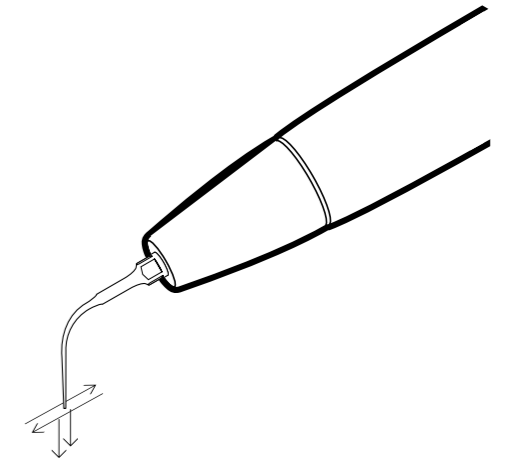
REMOVING A BROKEN INSTRUMENT WITH SWISS INSTRUMENTS™ RT1, RT2, RT3



PIEZON® METHOD→

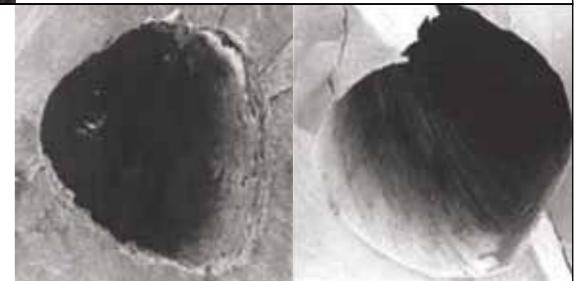
ABSOLUTELY LINEAR OSCILLATIONS

- FOR UNEQUALLED PRECISION AND GENTLE FUNCTIONING OF EACH INSTRUMENT
- PERFECT FOR THE RESPECTIVE TREATMENT APPLICATION WITH PERMANENT FEEDBACK MEASUREMENT



- > Hydrodynamic effects are key to success in perio and endo treatments
- > Bactericidal action through cavitation and acoustic streaming

- > Comparison of a root canal prepared using hand instrumentation (left) and one prepared by ultrasound with the Piezon® method (right)



DURING ENDO TREATMENT, THE QUALITY OF THE INSTRUMENT SURFACE ALLOWS REMOVAL OF EVEN THE SMALLEST AMOUNTS OF TOOTH SUBSTANCE


SCALING AND PERIO →

WITH CONTROLLED INSTRUMENT MOVEMENTS
GENTLE AND PAINLESS




A INSTRUMENT
For removing supragingival deposits in all quadrants

DS-001 A



P INSTRUMENT
For removing supra- and subgingival calculus in all quadrants

DS-011 A



PS INSTRUMENT
For removing calculus in deep periodontal pockets in all quadrants
"EMS PERIO SLIM TIP HAD BEST INTERPROXIMAL AND SUBGINGIVAL ACCESS" – CRA (Clinical Research Associates) Newsletter, USA, June 1998

DS-016 A




B INSTRUMENT
For cleaning lingual surfaces with heavy stain and calculus


DS-003 A



C INSTRUMENT
For removing deposits and stain – especially suitable for removing bonding residue, e.g. in orthodontics

DS-002 A

IMPLANT CLEANING WITH PIEZON®





PI INSTRUMENT
For the effective and gentle cleaning of implants and corresponding restorations

STARTER KIT
4 PI instruments
1 file holder (120°)
1 flat wrench


REFILL
4 PI instruments

FS-295
DT-065 A

PL1 INSTRUMENT
Left-curved instrument for periodontal debridement – especially suitable for difficult-to-reach interproximal surfaces

DS-030 A

PL4 INSTRUMENT
Left-curved instrument with small ball [$> 0.6\text{-mm diameter}$] on instrument tip for the periodontal debridement of furcations and concavities

DS-033 A



PL2 INSTRUMENT
Right-curved. Otherwise same as PL1 instrument

DS-031 A




PL5 INSTRUMENT
Right-curved. Otherwise same as PL4 instrument

DS-034 A



PL3 INSTRUMENT
Instrument for cleaning and disinfecting periodontal pockets – especially suitable for follow-up and recall visits

DS-032 A



HPL3/DPL3 INSTRUMENTS
Diamond-tipped perio instruments for in-depth root debridement using direct vision [$> \text{"Flap"}$] – for smoothing restoration overhangs as well as expanding root furcations


HPL3 70-µm GRAIN → DS-075 A
DPL3 15-µm GRAIN → DS-065 A



BacterX® →
READY-TO-USE CHLORHEXIDINE SOLUTION (0,2 %) WITH AND WITHOUT ALCOHOL TO SUPPORT PERIODONTAL TREATMENT

Available in selected markets only – Please contact your local dealer for details

HIGH-TECH FLOWERS



→ PL1

→ PS

→ RT1

→ VE

→ PL2

SWISS INSTRUMENTS™ → SYSTEMS WITH ADVANTAGE

COMBITORQUE® →

UNIQUE TORQUE TOOL

- > Unique combination of torque wrench and instrument holder
- > Safe and clear storage of instruments
- > Significantly reduced risk of loss of fine instruments

EACH INSTRUMENT WITH ITS OWN COMBITORQUE®

- > Instrument and CombiTorque® are sterilised together
- > Dentist or assistant do not need to touch the instrument
- > No risk of injury or contamination

→ STERILE MOUNTING OF TIP

STERIBOX →

FULLY STERILISABLE STAINLESS-STEEL TRAYS

- > Clear arrangement and storage of instruments
- > Treatment-specific, sterile treatment preparation
- > Fast choice of instrument during treatment
- > Two sizes – quarter- or half-tray size – depending on the number of handpieces and instruments
- > High quality for long life



CAVITY PREPARATION →



SM INSTRUMENT

Partially diamond-tipped instrument for preparing mesial cavities – without damage to the adjacent tooth

DS-051 A



SBm INSTRUMENT

Partially diamond-tipped instrument for finishing interproximal mesial cavity margins

DS-060 A



SD INSTRUMENT

For distal cavities. Otherwise same as SM instrument

DS-052 A



SBd INSTRUMENT

Partially diamond-tipped instrument for finishing interproximal distal cavity margins

DS-061 A



PF INSTRUMENT

Diamond-tipped instrument for enlarging fissures

DS-062 A



SB INSTRUMENT

Diamond-tipped instrument for enlarging small occlusal and buccal defects

DS-057 A



VE INSTRUMENT

Diamond-tipped instrument for veneer preparation – for clearly defined preparation margins with maximum protection for gingiva and adjacent tooth

DS-064 A

RESTORATIVE →



E INSTRUMENT

For condensing small to medium amalgam fillings

DS-006 A



G INSTRUMENT

For smoothing and burnishing amalgam fillings and gold foil fillings

DS-008 A



F INSTRUMENT

For condensing large amalgam fillings

DS-007 A



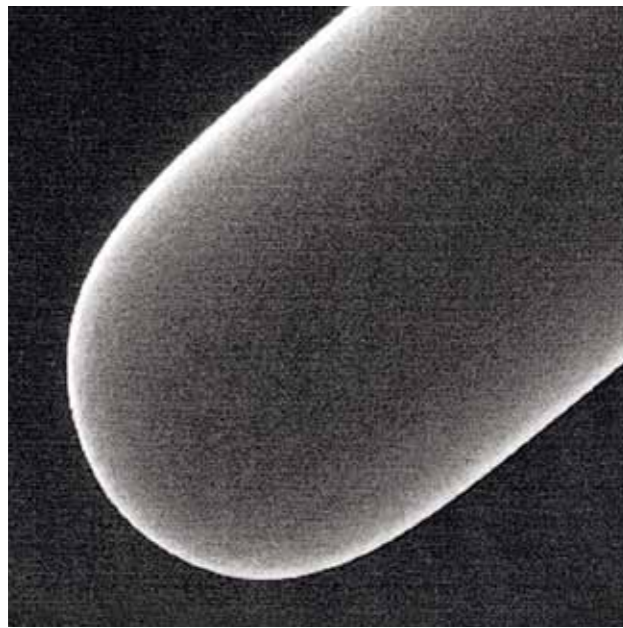
SP INSTRUMENT

For bonding ceramic inlays, onlays and veneers [>without SP cap]

DS-015 A

6 SP CAPS → EL-063

ORIGINAL SWISS INSTRUMENTS™ PL3→



NO NAME ULTRASOUND INSTRUMENT→



MAGNIFICATION REVEALS SWISS QUALITY FROM EMS AND SHOWS THE DIFFERENCE

- > Premium surgical steel with exclusive alloy for EMS
- > Intricate manufacturing process with up to 31 production steps
- > Reproducible oscillation behaviour due to high-precision fabrication
- > Fine surface due to special polishing process for long life
- > Inspection of each instrument

“BUYING CHEAP MAY COST YOU”

CHECK YOUR PIEZON® INSTRUMENTS→

**EVEN THE BEST ULTRASOUND INSTRUMENTS
ARE SUBJECT TO NORMAL WEAR**

- > 2 mm shorter = 50% performance loss

**REGULAR REPLACEMENT DELIVERS MEASURABLE
TREATMENT EFFICACY**

- > Easy removal of calculus = saves time
- > Effortless treatment = practitioner comfort
- > Gentle on the tissue = patient comfort

YOUR PIEZON® INSTRUMENT TESTER SHOWS IT →





WWW.EMS-SWISSQUALITY.COM

EMS
ELECTRO MEDICAL SYSTEMS SA
Chemin de la Vuarpillière 31
CH-1260 Nyon

Tel. +41 22 99 44 700
Fax. +41 22 99 44 701
welcome@ems-ch.com
www.ems-dent.com