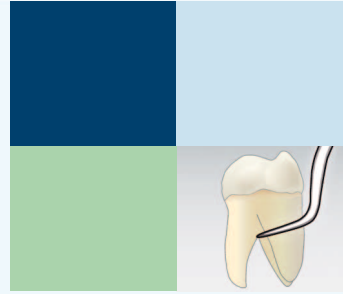


SONICflex[®] Tip book.



Comprehensive
user reports on the
KaVo tips may be
found at
www.kavo.com/spitzen





Variety developed to a fine point.

The wide range of options offered by the SONICflex, will soon make it one of your most-used handpieces.

Choose the right tip for your needs, from the wide range of options.

Numerous possibilities – main features and advantages for you:

- More tips and more uses than any other airscaler
- Over 50 different tips
- For every indication
- Ensuring successful, minimally-invasive treatment



SONICflex® handpiece overview.

KaVo *Master Series*



*Fast and comfortable change of tips - only one turn
also with connection for Sirona couplings*

KaVo *Expert Series*



KaVo *Smart*



Your daily advantage in performance.

Your KaVo SONICflex is the most powerful and quietest airscaler of its class. The handpiece with the widest range of uses. It supports your efforts with adjustable performance levels, for every indication – strong and precise.

Superior technology – main features and advantages for you:

- Three performance settings – optimum working conditions, for every indication
- Substantially quieter than comparable models offered by competitors (up to 15 dB) – which can directly translate into reduced stress for the dental team and patients
- No additional equipment is necessary; just connect it to the KaVo MULTIflex or Sirona coupling, without an annoying, over-floor cables or additional foot controls
- Optimum illumination: 25,000 LUX – for clear visualisation without eye-fatigue
- Legendary KaVo quality – the SONICflex 2008 L represents the third scaler generation from KaVo, the culmination of 25 years of knowledge and experience

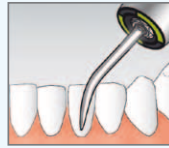


SONICflex scaler tip no. 5

Treatment: for removal of large areas of calculus
Form: Universal



Order number: compatible with SONICflex 2000 N / L, 2003 / L
compatible with SONICflex 2008 / L, 2008 S / LS



0.571.5171
1.005.8949

SONICflex scaler tip no. 8

Therapy: for removal of supragingival and subgingival calculus
Form: Perio, extra-long



Order number: compatible with SONICflex 2000 N / L, 2003 / L
compatible with SONICflex 2008 / L, 2008 S / LS



0.571.5371
1.006.1953

SONICflex scaler tip no. 6

Therapy: for removal of large areas of supragingival calculus
Form: Sickle



Order number: compatible with SONICflex 2000 N / L, 2003 / L
compatible with SONICflex 2008 / L, 2008 S / LS



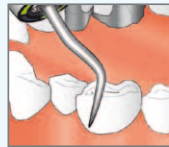
0.571.5181
1.005.8950

SONICflex scaler tip no. 7

Therapy: for removal of large areas of supragingival calculus
Form: Perio



Order number: compatible with SONICflex 2000 N / L, 2003 / L
compatible with SONICflex 2008 / L, 2008 S / LS



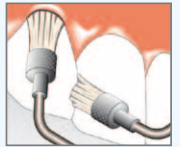
0.571.5191
1.005.8951

SONICflex scaler tip no. 48

Therapy: removal of plaque, cleansing of fissures, cleansing of cavities and crown preparations
Form: various attachments, single-use brushes



Order number: compatible with SONICflex 2000 N / L, 2003 / L
compatible with SONICflex 2008 / L, 2008 S / LS
clean brush no. 1
clean brush no. 2
clean brush no. 3
clean brush no. 4
clean brush no. 5
clean brush no. 6
tip no. 48
tip no. 48 A



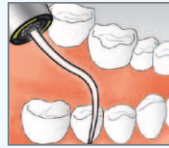
0.571.0001
1.006.2026
0.571.0402
0.571.0412
0.571.0422
0.571.0432
0.571.0472
0.571.0482
0.571.0401
1.006.1982

Prophylaxis

SONICflex paro tip no. 60

Therapy: gentle pocket cleansing during periodontal treatment; effective cleansing in pockets up to 9 mm deep; for the anterior region, smooth surfaces

Form: long straight tip – rounded surface



Order number: compatible with SONICflex 2000 N / L, 2003 / L
compatible with SONICflex 2008 / L, 2008 S / LS

0.571.7402
1.006.1934

SONICflex paro tip no. 61

Therapy: gentle pocket cleansing during periodontal treatment; effective cleansing in pockets up to 9 mm deep; from first/third quadrant to central incisor accessed buccally, then cleansing of front teeth, premolars and molars of the second/fourth quadrant, accessed palatally / lingually

Form: angled tip, **left** – rounded surface



Order number: compatible with SONICflex 2000 N / L, 2003 / L
compatible with SONICflex 2008 / L, 2008 S / LS

0.571.7412
1.006.1935

SONICflex paro tip no. 62

Therapy: gentle pocket cleansing during periodontal treatment; effective cleansing in pockets up to 9 mm deep; from second/fourth quadrant to central incisor accessed buccally, then cleansing of front teeth, premolars and molars of the first/third quadrant, accessed palatally / lingually"

Form: angled tip, **right** – rounded surface



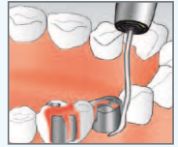
Order number: compatible with SONICflex 2000 N / L, 2003 / L
compatible with SONICflex 2008 / L, 2008 S / LS

0.571.7422
1.006.1936

SONICflex implant tip

Therapy: effective removal of subgingival plaque and calculus around implants

Form: conical tips, single-use plastic base (PEEK)



Order number: compatible with SONICflex 2000 N / L, 2003 / L
compatible with SONICflex 2008 / L, 2008 S / LS
single-use plastic base (30 pcs.)

1.003.8167
1.006.2027
1.003.8168

Periodontology

SONICflex rootplaner tip no. 24

Therapy: for difficult-to-reach furcations, enables access to approximal furcations, even in cases of unbroken lines of dentition

Form: contra-angled button, small, **left**, diamond coating D25



Order number: compatible with SONICflex 2000 N / L, 2003 / L
compatible with SONICflex 2008 / L, 2008 S / LS

0.571.5621
1.006.1957

SONICflex rootplaner tip no. 27

Therapy: effective cleansing of smooth surfaces and concave areas

Form: extra-long perio, button, large; diamond coating D25



Order number: compatible with SONICflex 2000 N / L, 2003 / L
compatible with SONICflex 2008 / L, 2008 S / LS

0.571.5651
1.006.1963

SONICflex rootplaner tip no. 25

Therapy: for difficult-to-reach furcations, enables access to approximal furcations, even in cases of unbroken lines of dentition

Form: contra-angled button, small, **right**; diamond coating D25



Order number: compatible with SONICflex 2000 N / L, 2003 / L
compatible with SONICflex 2008 / L, 2008 S / LS

0.571.5631
1.006.1959

SONICflex rootplaner tip no. 26

Therapy: effective cleansing of smooth surfaces and concave areas

Form: universal, button, small; diamond coating D25



Order number: compatible with SONICflex 2000 N / L, 2003 / L
compatible with SONICflex 2008 / L, 2008 S / LS

0.571.5641
1.006.1961

Periodontology

SONICflex micro tip no. 30

Therapy: minimally-invasive treatment, for incipient caries
 Form: small hemisphere, **mesial**, diamond coating D46

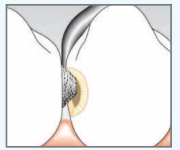


Order number: compatible with SONICflex 2000 N / L, 2003 / L
 compatible with SONICflex 2008 / L, 2008 S / LS

0.571.6811
1.006.1969

SONICflex micro tip no. 33

Therapy: minimally-invasive treatment, for incipient caries
 Form: large hemisphere, **distal**, diamond coating D46

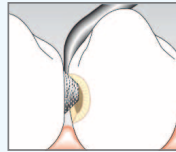


Order number: compatible with SONICflex 2000 N / L, 2003 / L
 compatible with SONICflex 2008 / L, 2008 S / LS

0.571.6821
1.006.1975

SONICflex micro tip no. 31

Therapy: minimally-invasive treatment, for incipient caries
 Form: small hemisphere, **distal**, diamond coating D46



Order number: compatible with SONICflex 2000 N / L, 2003 / L
 compatible with SONICflex 2008 / L, 2008 S / LS

0.571.6801
1.006.1971

SONICflex bevel tip no. 58

Therapy: bevelling of approximal cavity edges
 Form: **mesial**, diamond coating D46

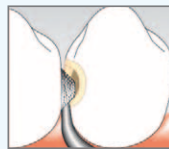


Order number: compatible with SONICflex 2000 N / L, 2003 / L
 compatible with SONICflex 2008 / L, 2008 S / LS

0.571.7392
1.006.1988

SONICflex micro tip no. 32

Therapy: minimally-invasive treatment, for incipient caries
 Form: large hemisphere, **mesial**, diamond coating D46

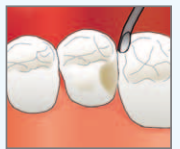


Order number: compatible with SONICflex 2000 N / L, 2003 / L
 compatible with SONICflex 2008 / L, 2008 S / LS

0.571.6831
1.006.1973

SONICflex bevel tip no. 59

Therapy: bevelling of approximal cavity edges
 Form: **distal**, diamond coating D46



Order number: compatible with SONICflex 2000 N / L, 2003 / L
 compatible with SONICflex 2008 / L, 2008 S / LS

0.571.7382
1.006.1990

Minimally-invasive surgery



SONICflex seal tip no. 45

Treatment: minimally-invasive preparation of fissures, no-pain when opening of fissures
 Form: conical, straight tip Ø 0.5 mm, diamond coating D 46



Order number: compatible with SONICflex 2000 N / L, 2003 / L
 compatible with SONICflex 2008 / L, 2008 S / LS

1.000.8323
 1.007.1506

SONICflex cariex TC tip no. 71

Therapy: controlled, layer-by-layer removal of carious tissues
 Form: ball, Ø 1.0 mm, hard metal



Order number: compatible with SONICflex 2000 N / L, 2003 / L
 compatible with SONICflex 2008 / L, 2008 S / LS

1.000.7362
 1.006.2002

SONICflex cariex D tip no. 42

Therapy: ultra-conservative, sonoabrasive caries excavation, fine
 Form: ball, Ø 0.8 mm, diamond coating D 46



Order number: compatible with SONICflex 2000 N / L, 2003 / L
 compatible with SONICflex 2008 / L, 2008 S / LS

1.000.7105
 1.006.1980

SONICflex cariex TC tip no. 72

Therapy: controlled, layer-by-layer removal of carious tissues
 Form: ball, Ø 1.4 mm, hard metal



Order number: compatible with SONICflex 2000 N / L, 2003 / L
 compatible with SONICflex 2008 / L, 2008 S / LS

1.000.7363
 1.006.2004

SONICflex cariex D tip no. 43

Therapy: ultra-conservative, sonoabrasive caries excavation, fine
 Form: ball, Ø 1.2 mm, diamond coating D 64



Order number: compatible with SONICflex 2000 N / L, 2003 / L
 compatible with SONICflex 2008 / L, 2008 S / LS

1.000.7167
 1.006.1981

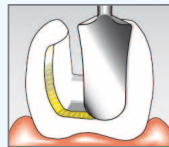
Minimally-invasive surgery



SONICflex prep gold tip no. 49, mesial

Therapy: precise preparation of various bevel-angles around margins, after "rough preparation" with rotary instrument; this enables improved dental restoration

Form: **mesial**, tips with defined bevel-angles: lateral - 60° cervical - 75°, diamond coating D 46



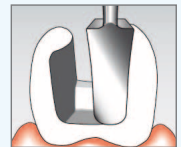
Order number: compatible with SONICflex 2000 N / L, 2003 / L
compatible with SONICflex 2008 / L, 2008 S / LS

0.571.7212
1.006.1983

SONICflex prep ceram tip no. 52

Treatment: precise preparation of various bevel-angles around margins, with gradual angle transitions from cervical to lateral areas

Form: **distal**, tips with defined bevel-edges, lateral - 60°, cervical - 75°, diamond coating D 46



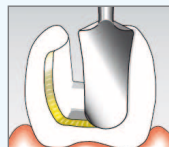
Order number: compatible with SONICflex 2000 N / L, 2003 / L
compatible with SONICflex 2008 / L, 2008 S / LS

0.571.7272
1.006.1986

SONICflex prep gold tip no. 50 distal

Therapy: precise preparation of various bevel-angles around margins, after "rough preparation" with rotary instruments; this enables improved dental restoration

Form: **distal**, tips with defined bevel-edges: lateral - 60°, cervical - 75°, diamond coating D 46



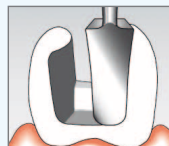
Order number: compatible with SONICflex 2000 N / L, 2003 / L
compatible with SONICflex 2008 / L, 2008 S / LS

0.571.7222
1.006.1984

SONICflex prep ceram tip no. 51

Treatment: precise preparation of various bevel-angles around margins, with gradual angle transitions from cervical to lateral areas

Form: **mesial**, tips with defined bevel-angles: lateral - 60°, cervical - 75°, diamond coating D 46



Order number: compatible with SONICflex 2000 N / L, 2003 / L
compatible with SONICflex 2008 / L, 2008 S / LS


0.571.7262
1.006.1985

Prosthetics



SONICflex prep CAD / CAM tip no. 34

Therapy: perfect adaptation of cavity preparations, to the specific requirements of CAD-CAM systems
 Form: mesial, lateral angle 60°, cervical angle 90°, diamond coating D 46



Order number: compatible with SONICflex 2000 N / L, 2003 / L
 compatible with SONICflex 2008 / L, 2008 S / LS

1.002.1984
1.006.1977

SONICflex prep CAD / CAM tip no. 35

Therapy: perfect adaptation of cavity preparations, to the specific requirements of CAD-CAM systems
 Form: distal, lateral angle 60°, cervical angle 90°, diamond coating D 46



Order number: compatible with SONICflex 2000 N / L, 2003 / L
 compatible with SONICflex 2008 / L, 2008 S / LS

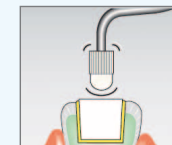
1.002.1986
1.006.1979

SONICflex cem tip no. 12

Therapy: gentle and secure placement of inlays
 Form: rounded plastic cover



Order number: compatible with SONICflex 2000 N / L, 2003 / L
 compatible with SONICflex 2008 / L, 2008 S / LS
 CEM attachment



0.571.5431
1.006.2021
0.571.7142

SONICflex crown prep tip no.97

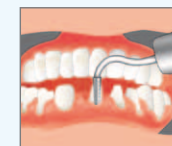
*available from 16 May

Therapy: crown preparation - the use of rotary, crown preparation instruments, in combination with sonically-vibrated tips of similar form, is the perfect protocol for successful crown preparations.

Form: radius, diamond coating D46



Order number: compatible with SONICflex 2000 N / L and 2003 / L
 compatible with SONICflex 2008 / L, 2008 S / LS



1.008.6383
1.008.6384

SONICflex crown prep tip no.98

*available as of 16 May

Therapy: crown preparation - the use of rotary, crown preparation instruments, in combination with sonically-vibrated tips of similar form, is the perfect protocol for successful crown preparations.

Form: radius, diamond coating D46



Order number: compatible with SONICflex 2000 N / L and 2003 / L
 compatible with SONICflex 2008 / L, 2008 S



1.008.6385
1.008.6386

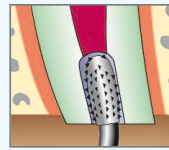
Prosthetics



SONICflex retro tip no. 56

Therapy: searching for/locating of root canal; significant work simplification during retrograde cavity preparation

Form: extremely narrow cylindrical tip, **left**, diamond coating D 46



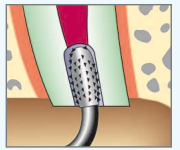
Order number: compatible with SONICflex 2000 N / L, 2003 / L
compatible with SONICflex 2008 / L, 2008 S / LS

0.571.7322
1.006.2040

SONICflex retro tip no. 17

Therapy: preparation of root canal, significantly simplified access, even with highly-convoluted roots

Form: **right**, small cylinder, diamond coating D 64



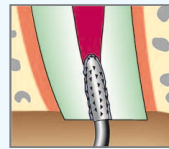
Order number: compatible with SONICflex 2000 N / L, 2003 / L
compatible with SONICflex 2008 / L, 2008 S / LS

0.571.5581
1.006.2035

SONICflex retro tip no. 57

Therapy: searching for/locating of root canal; significant work simplification during retrograde cavity preparation

Form: narrow cylindrical tip, **right**, diamond coating D 46



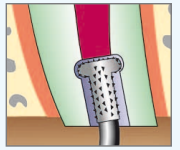
Order number: compatible with SONICflex 2000 N / L, 2003 / L
compatible with SONICflex 2008 / L, 2008 S / LS

0.571.7332
1.006.2041

SONICflex retro tip no. 20 and no. 21

Therapy: preparation of the undercut; correct, internal circumferential root canal preparation, with minimal bone defects

Form: pear-shaped, **small, left** (no. 20), **right** (no. 21), diamond coating D 64



Order number: compatible with SONICflex 2000 N / L, 2003 / L
matching for SONICflex 2008 / L, 2008 S / LS

0.571.5521
1.006.2037



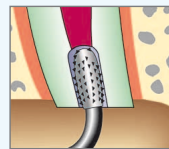
Order number: compatible with SONICflex 2000 N / L, 2003 / L
matching for SONICflex 2008 / L, 2008 S / LS

0.571.5561
1.006.2038

SONICflex retro tip no. 16

Therapy: preparation of root canal, significantly simplified access, even with highly-convoluted roots

Form: **left**, small cylinder, diamond coated D 64




Order number: compatible with SONICflex 2000 N / L, 2003 / L
compatible with SONICflex 2008 / L, 2008 S / LS

0.571.5541
1.006.2036

SONICflex retro tip no. 55

Therapy: for roots, with apices highly-inclined towards buccal cavity

Form: diamond coating D 46



Order number: compatible with SONICflex 2000 N / L, 2003 / L
compatible with SONICflex 2008 / L, 2008 S / LS

0.571.7342
1.006.2039

Root tip resection



SONICflex endo tip no. 66

Therapy: shaping of access cavity, removal of protuberances
 Form: button, **large**, diamond coating D 46



Order number: compatible with SONICflex 2000 N / L, 2003 / L
 compatible with SONICflex 2008 / L, 2008 S / LS

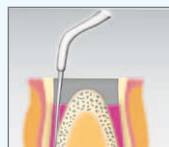
1.000.5825
1.006.1992

SONICflex endo tip no. 67

Therapy: expansion of larger channels
 Form: conical **125°**, diamond coating D 46



Order number: compatible with SONICflex 2000 N / L, 2003 / L
 compatible with SONICflex 2008 / L, 2008 S / LS



1.000.5822
1.006.1994

SONICflex endo tip no. 68

Therapy: expansion of larger channels
 Form: conical **112°**, diamond coating D 46



Order number: compatible with SONICflex 2000 N / L, 2003 / L
 compatible with SONICflex 2008 / L, 2008 S / LS

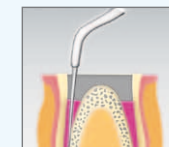
1.000.5823
1.006.1996

SONICflex endo tip no. 69

Therapy: removal of residual root canal filling materials
 Form: button, **small**, diamond coating D 46



Order number: compatible with SONICflex 2000 N / L, 2003 / L
 compatible with SONICflex 2008 / L, 2008 S / LS



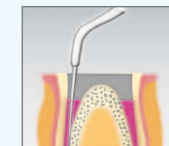
1.000.5827
1.006.1998

SONICflex endo tip no. 70

Therapy: for particularly long and wide canals
 Form: conical **117°**, diamond coating D 25
 anterior area is not diamond coated



Order number: compatible with SONICflex 2000 N / L, 2003 / L
 compatible with SONICflex 2008 / L, 2008 S / LS



1.000.5821
1.006.2000

SONICflex tip Endo clean no. 96

*available from 16 May

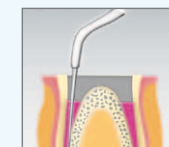
Therapy: for flushing of root canal, for removal of debris and smear layer, as well as enhancing the performance of antibacterial rinsing solution
 Form: 105° resp. 75° angle



Order number: compatible with SONICflex 2008 / L, 2008 S / LS

SONICflex Endo clean set A **1.007.1142**
 SONICflex Endo clean tip A **1.008.5164**
 compatible with SONICflex 2000 N / L and 2003 / L
 SONICflex Endo clean tip **1.008.5163**
 SONICflex Endo clean set **1.006.2045**

Endo clean needles for SONICflex 2000 N / L, 2003 and 2008
 SONICflex Endo clean 015 white **1.006.2042**
 SONICflex Endo clean 020 yellow **1.006.2043**
 SONICflex Endo clean 025 red **1.006.2044**



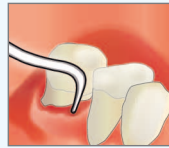
Endodontics



SONICflex bone tip no. 80

Therapy: sectioning of Sharpey's fibres; extension of alveolae; removal of root residues; gentle extraction before implantation; bone splitting

Form: square, cutting



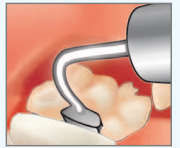
Order number: compatible with SONICflex 2000 N / L, 2003 / L
compatible with SONICflex 2008 / L, 2008 S / LS

1.004.3875
1.006.2006

SONICflex bone tip no. 84

Therapy: removal of bone blocks, osteotomies (distraction, bone splitting); if applicable, dealing with extremely thick, substantia corticalis

Form: saw axial



Order number: compatible with SONICflex 2000 N / L, 2003 / L
compatible with SONICflex 2008 / L, 2008 S / LS

1.004.3879
1.006.2014

SONICflex bone tip no. 81

Therapy: preparation of bone window for sinus lift; with very massive bones, if applicable, rotating and sectioning of substantia corticalis, plus removal of remaining bone using the diamond-coated tip

Form: ball, large, diamond coating D 46



Order number: compatible with SONICflex 2000 N / L, 2003 / L
compatible with SONICflex 2008 / L, 2008 S / LS

1.004.3876
1.006.2008

SONICflex bone tip no. 85

Therapy: the disc-shaped form, makes it ideal for safe repositioning of the Schneider membrane, during a sinus lift

Form: elephant foot




Order number: compatible with SONICflex 2000 N / L, 2003 / L
compatible with SONICflex 2008 / L, 2008 S / LS

1.006.0645
1.007.1624

SONICflex bone tip no. 83

Therapy: removal of bone blocks, osteotomies (distraction, bone splitting); if applicable, dealing with extremely thick, substantia corticalis

Form: saw sagittal



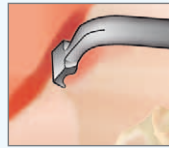
Order number: compatible with SONICflex 2000 N / L, 2003 / L
compatible with SONICflex 2008 / L, 2008 S / LS

1.004.3878
1.006.2012

Surgical

SONICflex bone tip no. 86

Therapy: ideal for easy and quick harvesting, of greater quantities of bone, especially useful for bone augmentation
 Form: bone harvester

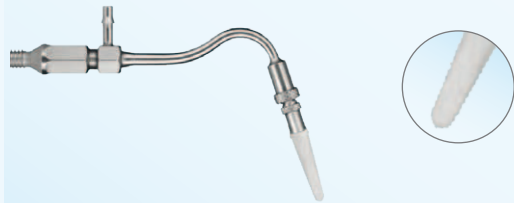


Order number: compatible with SONICflex 2000 N / L, 2003 / L
 compatible with SONICflex 2008 / L, 2008 S / LS

1.006.0741
 1.007.1625

SONICflex bone tip no. 87


Therapy: ideal for precise, extremely narrow incisions, when cutting ligaments
 Form: saw axial, replaceable saw blades
 Saw blade thickness: 0.15 mm



Order number: compatible with SONICflex 2000 N / L, 2003 / L
 compatible with SONICflex 2008 / L, 2008 S / LS
 Saw blade (5 pcs.)

1.006.1406
 1.007.1627
 1.006.1405

Accessories:



Order number: torque wrench

1.000.4887




Order number: steri cassette

0.411.9101



Order number: key

0.411.0892



Order number: adapter for supply of liquid medicaments, for SONICflex 2003
 adapter for supply of liquid medicaments for SONICflex 2008

1.000.6296
 1.006.5966

Surgical





KaVo. Dental Excellence.